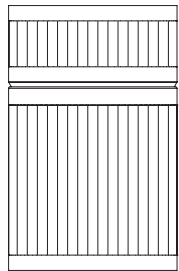


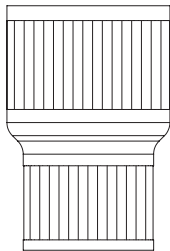
Instructions for CUFF-LYNX™



Please read before use.

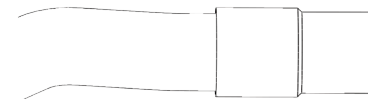


Cuff-Lynx™
Coupler Swivel



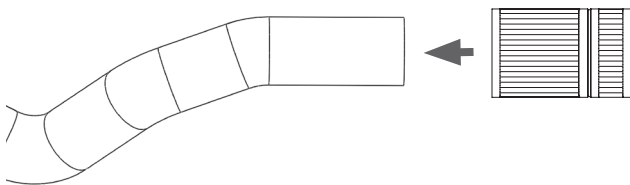
Cuff-Lynx™
Reducer

1. Remove old vacuum cuff from vacuum hose. This is a reverse thread. Twist right to remove old hose cuff.

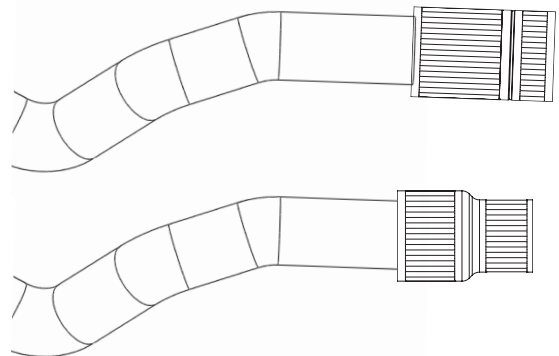


Twist right-to-left
to remove.

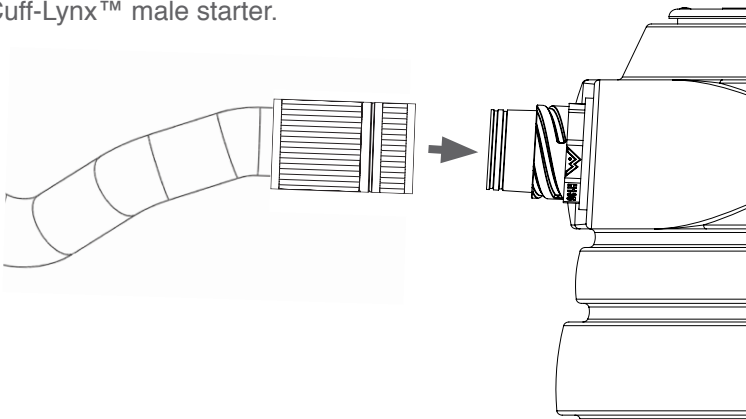
2. Attach female Cuff-Lynx™ to vacuum hose. Twist left-to-right to attach female Cuff-Lynx™.



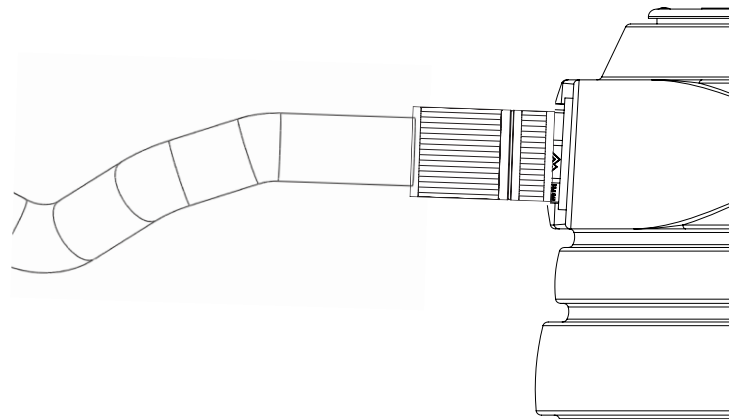
3. Attach either 2" female Cuff-Lynx™ or 2" x 1.5" Cuff-Lynx™ Reducer to hose.



4. Once female Cuff-Lynx™ is attached, connect to Cuff-Lynx™ male starter.



5. Once secure, ready for use.



ADM-CUFF