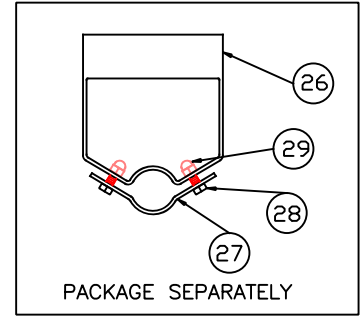
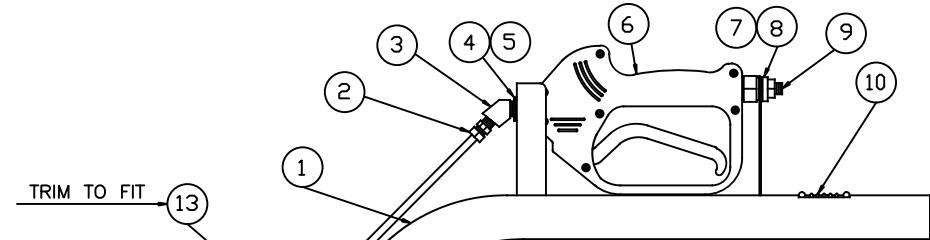
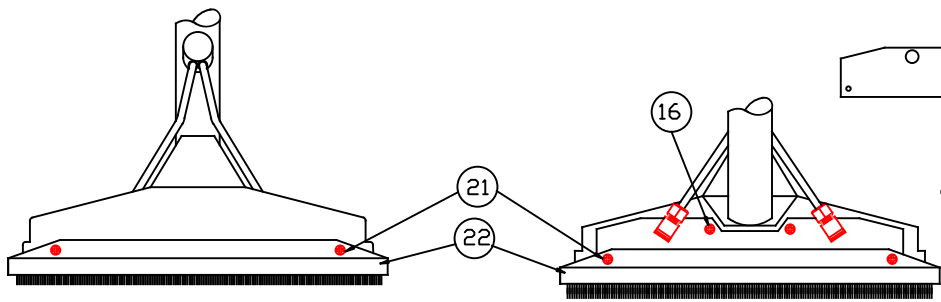


ITEM	QTY.	DWG / PART#	DESCRIPTION
1	1	150-15904VHP	WAND WELDMENT WITH VHP VALVE WELD ON HANGERS
2	2	CFT9	1/4 MPT X 1/4 TUBE COMP. FERRULE
3	1	H24	45° STREET ELBOW
4	2	10609-04122	NYLON WASHER $\phi 1.03 \times \phi .55$
5	1	RW56	S.S. FLAT WASHER
6	1	164	VHP VALVE
7	1	10609-04144	NYLON WASHER
8	1	RW56-68	S.S. FLAT WASHER 11/16" ID
9	1	H23	1/4" X 3/8" HEX NIPPLE
10	1	AC66	THUMB SLIDE
11	1	CFT5	1/4" FPT X 1/4" DIA. TUBE FERRULE
12	1	H58	1/4" INLINE FILTER
13	1	304TB20G025	1/4" OD. X 36", .035 WALL 304 SS. TUBE
14	1	1610003	SQUEEGEE
15	1	510-15904	EXTERNAL MANIFOLD
16	2	72394	S.S. PAN HD. SCREW 8-32 X 1/4"
17	1	210-15904	INTERNAL MANIFOLD
18	4	H51-11002SS	1/8" S.S VEE JET
19	2	CFT13	1/8 FPT X 1/4 DIA 90° ELBOW
20	2	H12	1/8" SHORT NIPPLE
21	4	910-15904	SCREW,8-32X3/8 MACH S/S PHLP FLAT HD
22	1	73869	BRUSH BLOCK ASSY FOR W15904
23	1	911-1603	SPACER - ABS
24	1	951-1604	SPACER- BRASS
25	1	810-09355	COVER PLATE
26	1	AC11	HANDLE 1 1/2" TOOL,ASSIST PADDED
27	1	814-05000	HANDLE BACK
28	2	70004	S.S. BOLT - 1/4-20 X 5/8"
29	2	70960	NUT,ACORN 1/4-20 CAP S/S

REVISIONS			
REV	BY	DESCRIPTION	DATE
-	-	ORIGINAL DRAWING RELEASE	8/8/2012
A	RHR	UPDATE DRAWING/ UPGRADED TOOL	2/23/2016

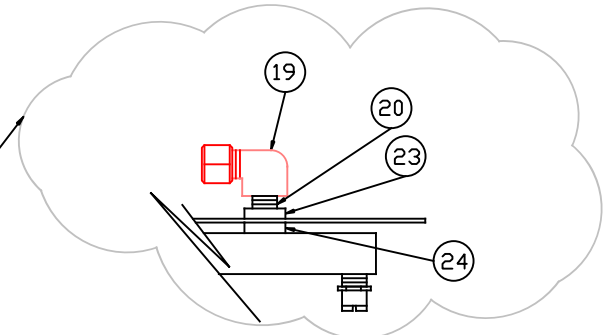


PACKAGE SEPARATELY  
WITH INSTALLATION  
INSTRUCTIONS.



FRONT VIEW

BACK VIEW



DATE :8-8-2012  
DRAWN BY: P GIPSON



W15904HP 12" HARD SURFACE WAND ASSY.

SCALE 1:1

OZ. PAGE 125B