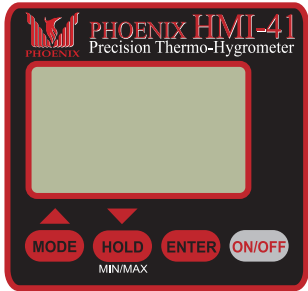




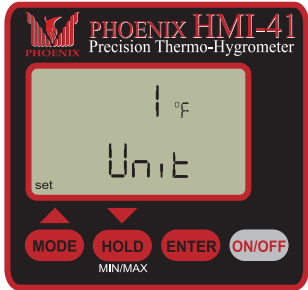
1-800-533-7533

Set-Up Instructions:

Thank you for purchasing the Phoenix HMI-41 Precision ThermoHygrometer. After assembling the HMI-41, use these instructions to set the unit to Farenheight and grains per pound calculation.

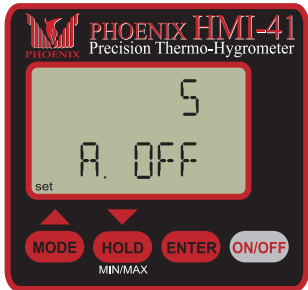


1. Press the ON/OFF button to turn the unit ON.

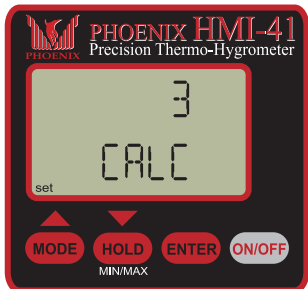


2. Immediately after turning the unit on, press and hold the MODE and the ENTER buttons. Within five seconds, the unit will display the word SETUP and then the UNIT display.

To set the HMI-41 to Farenheight, press the MODE button until the displays shows "1°F" as shown to the left.



3. Press ENTER to display the A. OFF (automatic shut off) screen. You can adjust the number of minutes you want the unit to remain on if inactive. Then press ENTER.



4. You should now see the CALC display. In order to set the unit to grains, press the MODE button until the display shows "3" as is seen to the left. Press ENTER, then the ON/OFF button.

When you turn the unit on, the unit will be set to Farenheight and grain.

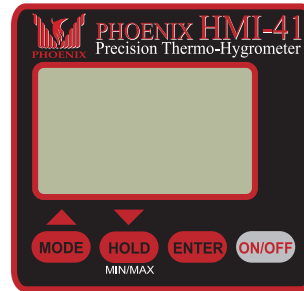
TL-111 8/03



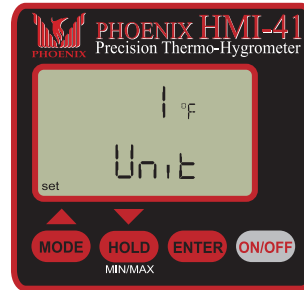
1-800-533-7533

Set-Up Instructions:

Thank you for purchasing the Phoenix HMI-41 Precision ThermoHygrometer. After assembling the HMI-41, use these instructions to set the unit to Farenheight and grains per pound calculation.

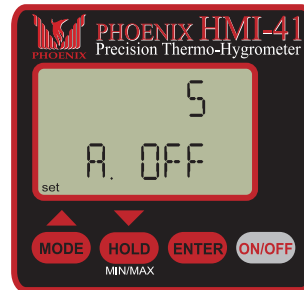


1. Press the ON/OFF button to turn the unit ON.

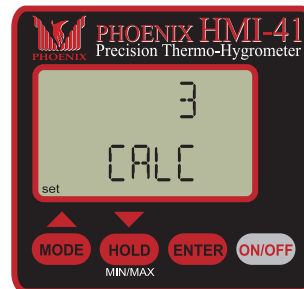


2. Immediately after turning the unit on, press and hold the MODE and the ENTER buttons. Within five seconds, the unit will display the word SETUP and then the UNIT display.

To set the HMI-41 to Farenheight, press the MODE button until the displays shows "1°F" as shown to the left.



3. Press ENTER to display the A. OFF (automatic shut off) screen. You can adjust the number of minutes you want the unit to remain on if inactive. Then press ENTER.



4. You should now see the CALC display. In order to set the unit to grains, press the MODE button until the display shows "3" as is seen to the left. Press ENTER, then the ON/OFF button.

When you turn the unit on, the unit will be set to Farenheight and grain.

TL-111 8/03