

>



Model Number: PA-CH620-3057

Kohler PA-CH620-3057 18hp Command Pro Horizontal Engine Gardner RECREATIVE IND GTIN N/A

Manufacturer: Kohler

Print Owners Manual:  
Service Manual  
Warranty Information  
Overview

PA-CH620-3057  
CH620S GARDNER-RECREATIVE IND  
Kohler Command 18 HP Twin OHV Horizontal  
Crankshaft: (24014355-S) 1"(25.3) x 4"(100.5)  
Crankshaft Bolt: 7/16-20 UNF  
Standard 1/4"(6.36) key way  
12 Volt Electric Start: (2509811-S) Solenoid Shift Style  
Alternator: (2808502-S) 25 Amp  
Regulator: (2540320-S) 20-25 Amp  
Oil Filter: (1205001-S)  
Oil Cooler: (2459436-S)  
Throttle Bracket: (24126176-S) Remote  
Air Filter: (2408303-S) Standard High  
CH620S GARDNER-RECREATIVE INDU

Kohler Command V-Twin OHV Horizontal Engine with Electric Start &mdash; 18 HP, PA-CH620-3057 Recreative Ind Gardner

Durable, Long Life Design.

Hydraulic valve lifters are oil pressurized, ensuring that push rods stay in constant contact with the rocker arms. Requiring no adjustment, the valve train is virtually maintenance-free. In addition, full-pressure lubrication delivers continuous lube to critical engine components, even at 25-degree angle of operation and optional oil cooler regulates the oil temperature extending oil-change intervals. Large capacity, in-line fuel filter provides extra protection against dirt particles that can clog fuel lines.

High Power Performance.

Overhead valve technology provides greater volumetric efficiency and a higher compression ratio. This produces more power, improved fuel economy and cooling and reduces oil consumption. In addition, there is virtually no carbon buildup, reducing overall maintenance costs. The variable speed, mechanical governor promises smooth performance, regardless of application or fluctuating demands for power.

Reliable Starting.

Kohler Command PRO&reg; electronic ignition system generates a stronger spark at

>

low cranking speed and Automatic Compression Release (ACR) allows compression to escape during cranking to reduce pull force.

User-Friendly Maintenance.

High Power Performance.

Reliability and Long Life Design.

Quiet, Smooth Operation.

Easy Dependable Starts.

Engine Type:  
4-cycle, gasoline, OHV, cast iron cylinder liners, aluminum block

Model

Command PRO CH620

Max Power @3600 RPM hp (kW) 1  
19 (14.2)

Displacement cu in (cc)

>

41.1 (674)

Bore in (mm)  
3.1 (80)

Stroke in (mm)  
2.6 (67)

Max Torque lbs. ft (Nm)<sup>1</sup>  
35 (47.5)

Compression Ratio  
8.5:1

Dry Weight lbs (kg)  
90 (41)

Oil Capacity U.S. quarts (L)  
2 (1.9)

Lubrication  
Full pressure w/full-flow filter

Dimensions L x W x H in  
14 x 17.7 x 19.0

Backpressure Limit 2  
50

\* Length is grass screen to PTO mounting face. Width is spark plug to spark plug. Height is top of air cleaner to mounting feet.

<sup>1</sup> Max Power (hp) and Max Torque (lbs ft) specifications for Kohler general purpose engines are rated pursuant to Society of Automotive Engineers (SAE) J1940 based on gross output testing performed according to SAE J1995 without the air cleaner and muffler. Actual engine power and torque are lower and affected by accessories (air cleaner, exhaust, charging, cooling, fuel pump, etc.), application, engine speed, ambient operating conditions (temperature, humidity and altitude) and other factors. This J1940 / J1995 rating provides consistent measurement to customers who may

>

want to control the intake and exhaust features of the engine. For more information, contact Kohler Co. Engine Engineering Department. Kohler Co. reserves the right to change product specifications, designs and standard equipment without notice and without incurring obligation.

2 Inches of H2O @ 3600 RPM WOT  
Features + Benefits

- Oil Sentry®;  
Includes muffler and manifold
- Engine controls  
Key switch
- Throttle  
Choke Controls

#### What's Included

- (1) Engine

•

#### Key Specs

Engine Displacement (cc)

624

Start Type

Electric

Engine Type

Command Pro V-Twin - CH18 - OHV

Rated Power (HP)

18



Torque (ft./lbs.)

32.8

Displacement (cu. in.)

38.1

Shaft Output

Horizontal

Shaft Diameter (in.)

1 1/8

Shaft Length (in.)

4

Shaft End Tapped (Diameter (in.)/Threads per inch)

7/16 - 20

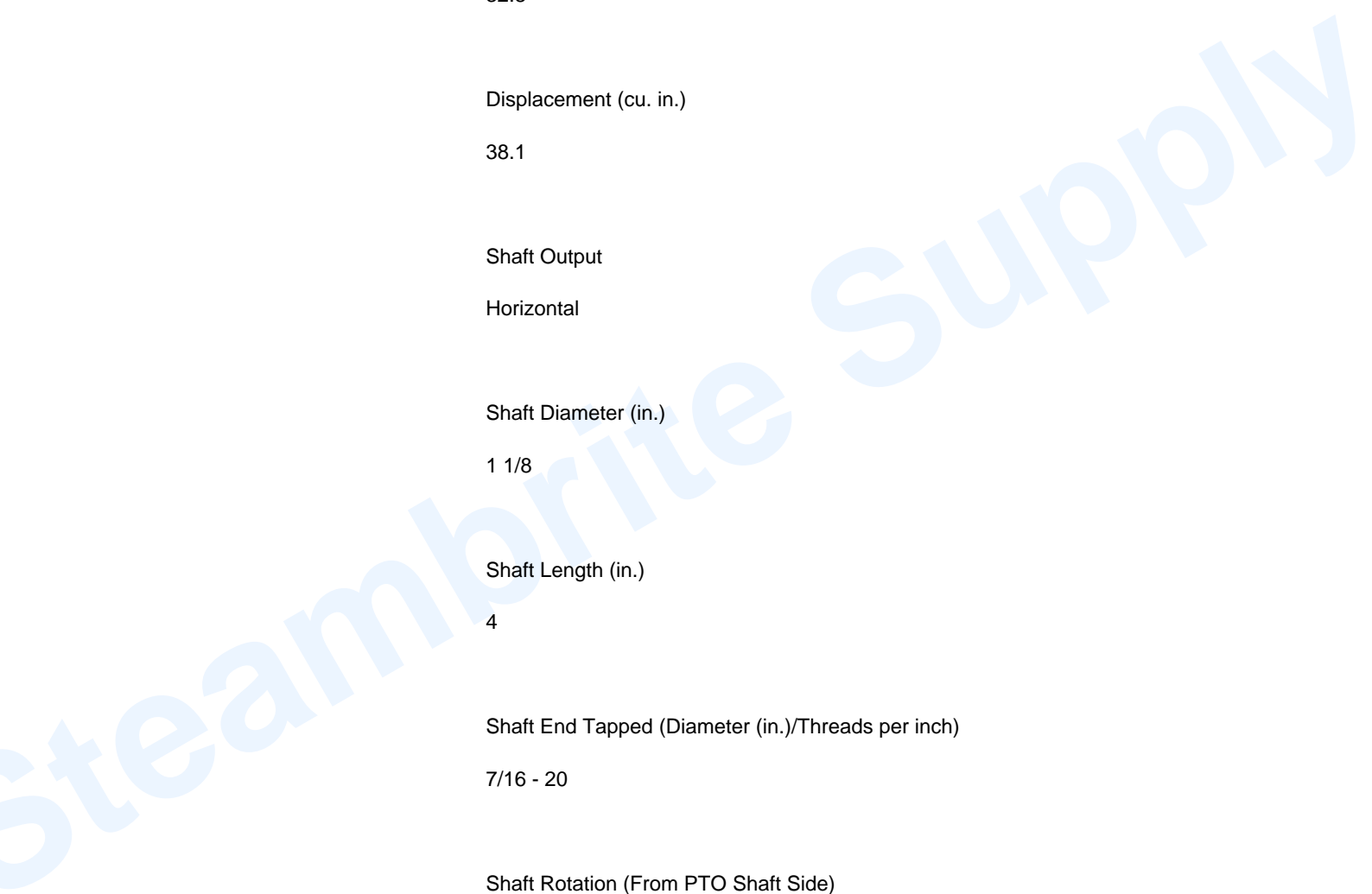
Shaft Rotation (From PTO Shaft Side)

Counterclockwise

Cylinders (qty.)

2

Cylinder Bore



>

Cast iron

Bore x Stroke (in.)

3.03 x 2.64

Compression Ratio

8.5:1

Cooling System

Air cooled

Air Cleaner Type

Dual element air filter with foam pre-cleaner

Fuel Type

Gasoline

Fuel Pump


Mechanical

Fuel Filter

In line

Oil Capacity (qt.)

2



Lubrication System

Full pressure

Ignition System

Electronic

Governor System

Manual

Carburetor

Smart Choke

Max. RPM

3,600

Muffler Included

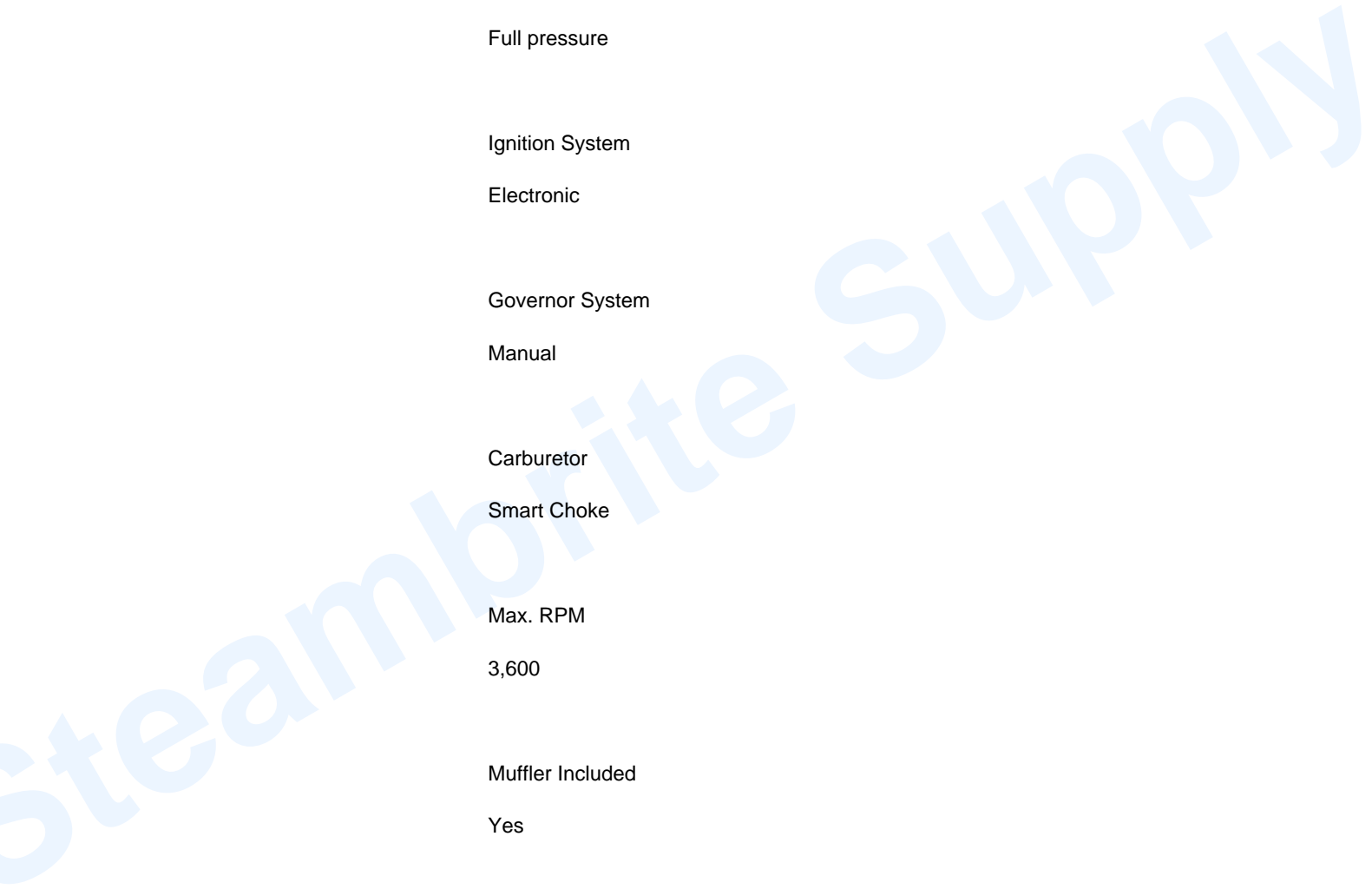
Yes

Bolt Circle (in.)

5 5/8, 7 3/4

Mounting Base L x W (in.)

7 1/4 x 3 1/2



>

Dimensions L x W x H (in.)

14 x 17 11/16 x 19

EPA/CARB Approval (California Air Resource Board)

Yes

Manufacturer Warranty

24 months parts / 24 months labor

Ship Weight

125.0 lbs

Item#

PA-CH620-3057 Recreative Ind and Gardner

Manufacturer Warranty: 24 months parts / 24 months labor  
Note exact specifications and prices subject to change without notice.

>

*Availability: This product was added to our catalog on Tuesday 31 December, 2013*

Steambrite Supply