

>



Model Number: CH740-0050

Kohler Command Pro 25 hp PA-CH740-0050 Sedidrill GTIN N/A

Manufacturer: Kohler

Kohler Command Pro 25 hp CH740-0050 Sedidrill

Air Intake Group 10-24-191
Blower Housing & Baffles 6-24-200 CH18-750
Crankcase 2-24-154 CH18-750
Crankshaft Group 1-24-16
Cylinder Head/ Breather Group 4-24-111
Decals 12-24-459
Engine Controls Group 9-24-205
Exhaust Group 11-24-100
Fuel System Group 8-24-354 CH18-750
Ignition/Electrical 5-24-554 CH18-750
Lubrication Group 3-24-382
Starting Group 7-24-5 CH18-750



Engine Type:

4-cycle, gasoline, OHV, cast iron cylinder liners, aluminum block

This v-twin cylinder, air-cooled, horizontal-shaft engine is built to last. OHV, cast iron cylinder liners, and aluminum block construction make the 4-cycle, gasoline-powered Command PRO®; ready for the long haul.

Durable, Long Life Design.

Hydraulic valve lifters are oil pressurized, ensuring that push rods stay in constant contact with the rocker arms. Requiring no adjustment, the valve train is virtually maintenance-free. In addition, full-pressure lubrication delivers continuous lube to critical engine components, even at 25-degree angle of operation and optional oil cooler regulates the oil temperature extending oil-change intervals. Large capacity, in-line fuel filter provides extra protection against dirt particles that can clog fuel lines.

High Power Performance.

Overhead valve technology provides greater volumetric efficiency and a higher compression ratio. This produces more power, improved fuel economy and cooling and reduces oil consumption. In addition, there is virtually no carbon buildup, reducing overall maintenance costs. The variable speed, mechanical governor promises smooth performance, regardless of application or fluctuating demands for power.

Reliable Starting.

Kohler Command PRO®; electronic ignition system generates a stronger spark at low cranking speed and Automatic Compression Release (ACR) allows compression to escape during cranking to reduce pull force.

User-Friendly Maintenance.

Extended maintenance intervals, Yellow oil fill cap & dipstick handle, Dual oil drains, Easy-access oil fill/dipstick, Two-year limited warranty

High Power.


Accelerator pump carburetor, High-performance spark plugs, 20 amp charging, regulated, Larger in-line fuel filter, Overhead valve (OHV) design

Reliability and Long Life Design.

Oil cooler, Hardened crankshaft journals, PTO thrust bearing, High-efficiency fan and screen, Heavy-duty air cleaner, Cast iron cylinder liners, Hydraulic valve lifters, Full-pressure lubrication ,Spin-on full-flow oil filter

Quiet, Smooth Operation.

Engineered material blower housing, Mechanical fuel pump, CARB & EPA emission-certified, Easy Dependable Starts., Smart-Choke™; carburetor, Electronic ignition system, Solenoid shift starter



Specs

>

Command Pro CH740

J1940 Power hp(kW) 1
25 (18.6)

Displacement cu in (cc)
44.0 (725)

Bore in (mm)
3.3 (83)

Stroke in (mm)
2.6 (67)

Peak Torque lbs. ft (Nm)
39.2 (53.1)

Compression Ratio
9.0:1

Dry Weight lbs (kg)
94 (43)



Oil Capacity U.S. quarts (L)
2 (1.9)

Lubrication
Full pressure w/full-flow filter

Dimensions L x W x H in
14 x 17.7 x 19

Backpressure Limit 2
50

J1995 Power hp (kW) 3



24.4 (18.2)

J1995 Rated Speed (RPM)
3600

* Length is grass screen to PTO mounting face. Width is spark plug to spark plug. Height is top of air cleaner to mounting feet.

1 Power (hp) and Torque (lbs ft) specifications for Kohler general purpose engines are rated pursuant to Society of Automotive Engineers (SAE) J1940 based on gross output testing performed according to SAE J1995 without the air cleaner and muffler. Actual engine power and torque are lower and affected by accessories (air cleaner, exhaust, charging, cooling, fuel pump, etc.), application, engine speed, ambient operating conditions (temperature, humidity and altitude) and other factors. This J1940 / J1995 rating provides consistent measurement to customers who may want to control the intake and exhaust features of the engine. For more information, contact Kohler Co. Engine Engineering Department. Kohler Co. reserves the right to change product specifications, designs and standard equipment without notice and without incurring obligation.

2 Inches of H2O @ 3600 RPM WOT

3 J1995 power and torque certified by 3rd Party Witness

-

Equipment Types- This engine powers the following equipment:

Agriculture: Auger, Grain, Conveyor, Two-Wheel Tractor, Utility Vehicle, Bale Chopper, Feeder, Utility Tractor

Golf Course Maintenance: Aerator-Fairway, Blower, Lawn Blower, Mower, Greens-Walk-Behind, Sand Trap/Bunker Rake, Utility Vehicle, Aerator-Greens, Golf Cart, Mower, Greens-Riding, Mower, Riding Fairway, Sod Cutter

Industrial/Construction: Aerial Lift, Boaring Equipment, Cable Layer, Compressor, Concrete Saw, Curber, Fire Pump, Hydraulic Power Pack, Material Handling Power Buggy, Mixer, Planer/Grinder/Scarifier (Concrete), Pump, Mud, Pump – Other, Roller, Signal Board, Sprayer, Other, Tamper/Plate Compactor, Trencher, Utility Vehicle, Vibrator, Auger/Post Hole Digger, Buffer/Floor Stripper, Carpet Cleaner, Concrete Breaker, Concrete Trowel, Fan, Cooling/Other, Forklift, Loader/Backhoe, Mini Excavator/Dozer, Paving Equipment, Pressure Washer, Pump, Oil/Gas, Rammer, Screed, Skid Steer Loader, Sprayer, Paint, Tar Kettle/Crack Sealer, Truck Loader/Hoist, Vehicle

Lawn and Landscape: Aerator, Chipper/Shredder, Dethatcher, Edger, Garden Tractor, Lawn Tractor, Lawn Vacuum, Mower, Brush Cutter, Mower, Rear Steer Front Mount, Mower, Three Wheel Front Mount, Rear Op, Mower, Trim, Mower, Walk-Behind, Mower, Zero Turning Radius Light Duty, Mower, Zero Turn Radius,

>

Rear Engine Rider, Saw Mill, Sod Cutter, Stump Grinder/Cutter, Tiller, Vacuum, Yard Tractor, Aerator, Dethatcher, Edger, Fogger, Garden Tractor, Lawn Tractor, Logsplitter, Mower, Brush Cutter, Mower, Rear Steer Front Mount, Mower, Trans Steer Front Mount, Mower, Triplex Trim/Finish Cut, Mower, Wide Area Walk Behind, Mower, Zero Turning Radius Light Duty, Pressure Washer, Rear Engine Rider, Shredder, Sprayer, Hydro Mulcher, Sweeper, Tiller, Yard Tractor

Power Generation/Welder: Light Tower, Mobile Generator, Residential Standby Generator, Welder, Marine Generator, Portable Generator, RV Generator

Recreational Vehicles: ATV, Golf Cart, Utility Vehicle, Go-Kart, Utility Vehicle, Utility Vehicle

Links

Service Manual
Owners Manual
Sales Brochure
Kohler Warranty
Quick Reference to Parts Guide

Kohler Command Pro 25 hp CH740-0050 Sedidril

Availability: This product was added to our catalog on Thursday 17 July, 2014