

>



Model Number: PA-CH620-3094

Kohler PA-CH620-3094 19hp Command Pro Horizontal Engine E3 Komex GTIN N/A

Manufacturer: Kohler

Print Owners Manual:

[Service Manual](#)

[Warranty Information](#)

[Overview](#)

PA-CH620-3094

CH620S Komex

Kohler Command 19 HP Twin OHV Horizontal

Crankshaft: (24 014 427) 1.14" x 4.3"

Crankshaft Bolt: 7/16-20 UNF

Standard 1/4"(6.36) key way

12 Volt Electric Start:

Throttle Bracket: Remote

Air Filter: (2408303-S) Standard High / Flat

Dipstick: 24 038 10

Wire Harness 24 176 163

EFI Jumper: 24 176 160-S

Kohler Command V-Twin OHV Horizontal Engine with Electric Start &mdash; 19 HP, PA-CH620-3094 Komex

**Durable, Long Life Design.**

Hydraulic valve lifters are oil pressurized, ensuring that push rods stay in constant contact with the rocker arms. Requiring no adjustment, the valve train is virtually maintenance-free. In addition, full-pressure lubrication delivers continuous lube to critical engine components, even at 25-degree angle of operation and optional oil cooler regulates the oil temperature extending oil-change intervals. Large capacity, in-line fuel filter provides extra protection against dirt particles that can clog fuel lines.

**High Power Performance.**

Overhead valve technology provides greater volumetric efficiency and a higher compression ratio. This produces more power, improved fuel economy and cooling and reduces oil consumption. In addition, there is virtually no carbon buildup, reducing overall maintenance costs. The variable speed, mechanical governor promises smooth performance, regardless of application or fluctuating demands for power.

**Reliable Starting.**

Kohler Command PRO®; electronic ignition system generates a stronger spark at low cranking speed and Automatic Compression Release (ACR) allows compression to escape during cranking to reduce pull force.

>

User-Friendly Maintenance.

High Power Performance.

Reliability and Long Life Design.

Quiet, Smooth Operation.

Easy Dependable Starts.

Engine Type:

4-cycle, gasoline, OHV, cast iron cylinder liners, aluminum block

Model

Command PRO CH620

Max Power @3600 RPM hp (kW) 19 (14.2)

Displacement cu in (cc) 41.1 (674)

>

Bore in (mm)  
3.1 (80)

Stroke in (mm)  
2.6 (67)

Max Torque lbs. ft (Nm)<sup>1</sup>  
35 (47.5)

Compression Ratio  
8.5:1

Dry Weight lbs (kg)  
90 (41)

Oil Capacity U.S. quarts (L)  
2 (1.9)

Lubrication  
Full pressure w/full-flow filter

Dimensions L x W x H in  
14 x 17.7 x 19.0

Backpressure Limit 2  
50

\* Length is grass screen to PTO mounting face. Width is spark plug to spark plug. Height is top of air cleaner to mounting feet.

<sup>1</sup> Max Power (hp) and Max Torque (lbs ft) specifications for Kohler general purpose engines are rated pursuant to Society of Automotive Engineers (SAE) J1940 based on gross output testing performed according to SAE J1995 without the air cleaner and muffler. Actual engine power and torque are lower and affected by accessories (air cleaner, exhaust, charging, cooling, fuel pump, etc.), application, engine speed, ambient operating conditions (temperature, humidity and altitude) and other factors. This J1940 / J1995 rating provides consistent measurement to customers who may want to control the intake and exhaust features of the engine. For more information, contact Kohler Co. Engine Engineering Department. Kohler Co. reserves the right to

>

change product specifications, designs and standard equipment without notice and without incurring obligation.

2 Inches of H2O @ 3600 RPM WOT

Features + Benefits

- Oil Sentry®;  
Includes muffler and manifold
- Engine controls  
Key switch
- Throttle  
Choke Controls

What's Included

- (1) Engine
- Key Specs

Engine Displacement (cc)

624

Start Type

Electric

Engine Type

Command Pro V-Twin - CH18 - OHV

Rated Power (HP)

18

Torque (ft./lbs.)



32.8

Displacement (cu. in.)

38.1

Shaft Output

Horizontal

Shaft End Tapped (Diameter (in.)/Threads per inch)

7/16 - 20

Shaft Rotation (From PTO Shaft Side)

Counterclockwise

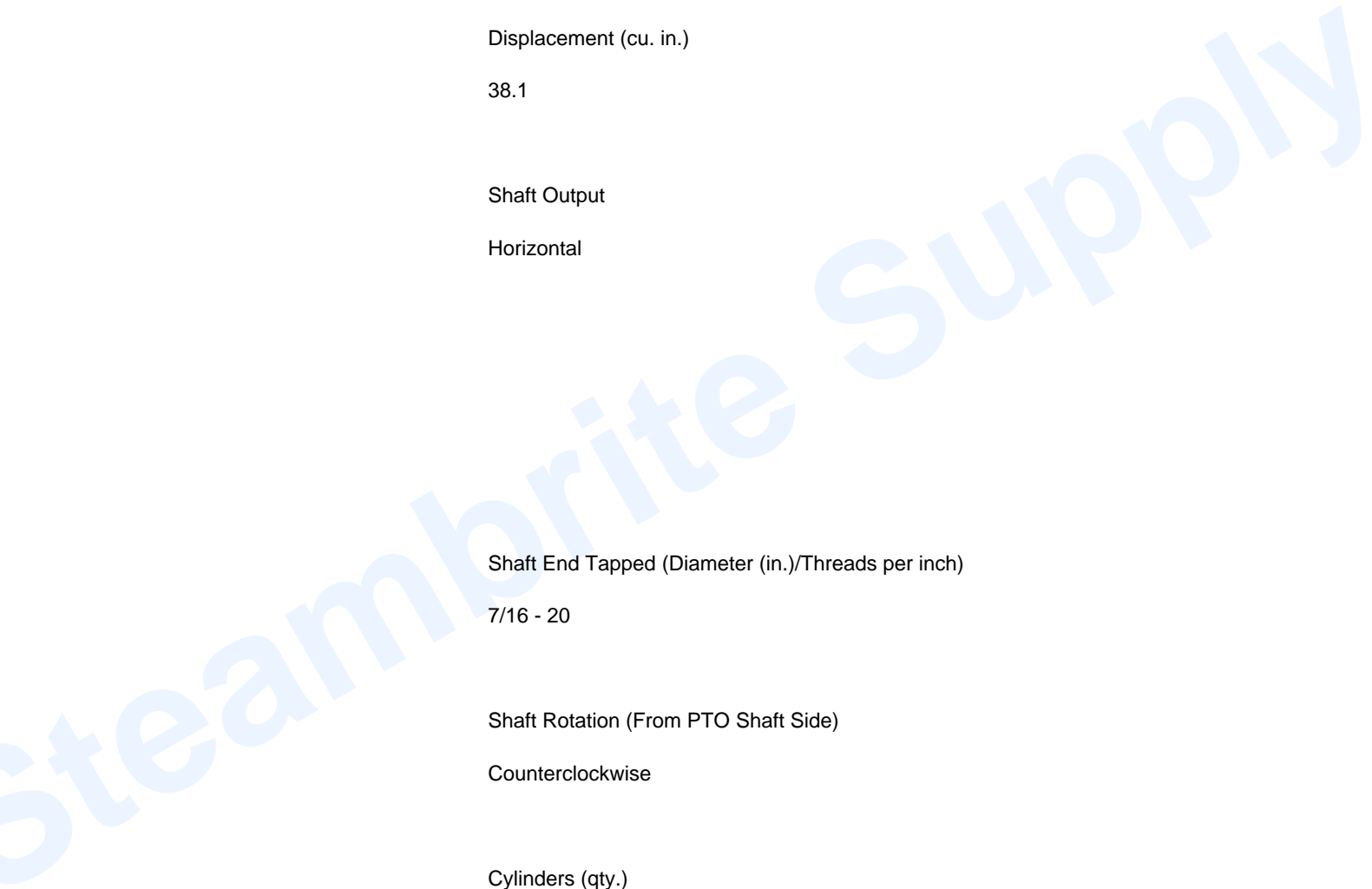
Cylinders (qty.)

2

Cylinder Bore

Cast iron

Bore x Stroke (in.)



>

3.03 x 2.64

Compression Ratio

8.5:1

Cooling System

Air cooled

Air Cleaner Type

Dual element air filter with foam pre-cleaner

Fuel Type

Gasoline

Fuel Pump

Mechanical

Fuel Filter


In line

Oil Capacity (qt.)

2

Lubrication System

Full pressure



Ignition System

Electronic

Governor System

Manual

Carburetor

Smart Choke

Max. RPM

3,600

Muffler Included

Yes

Bolt Circle (in.)

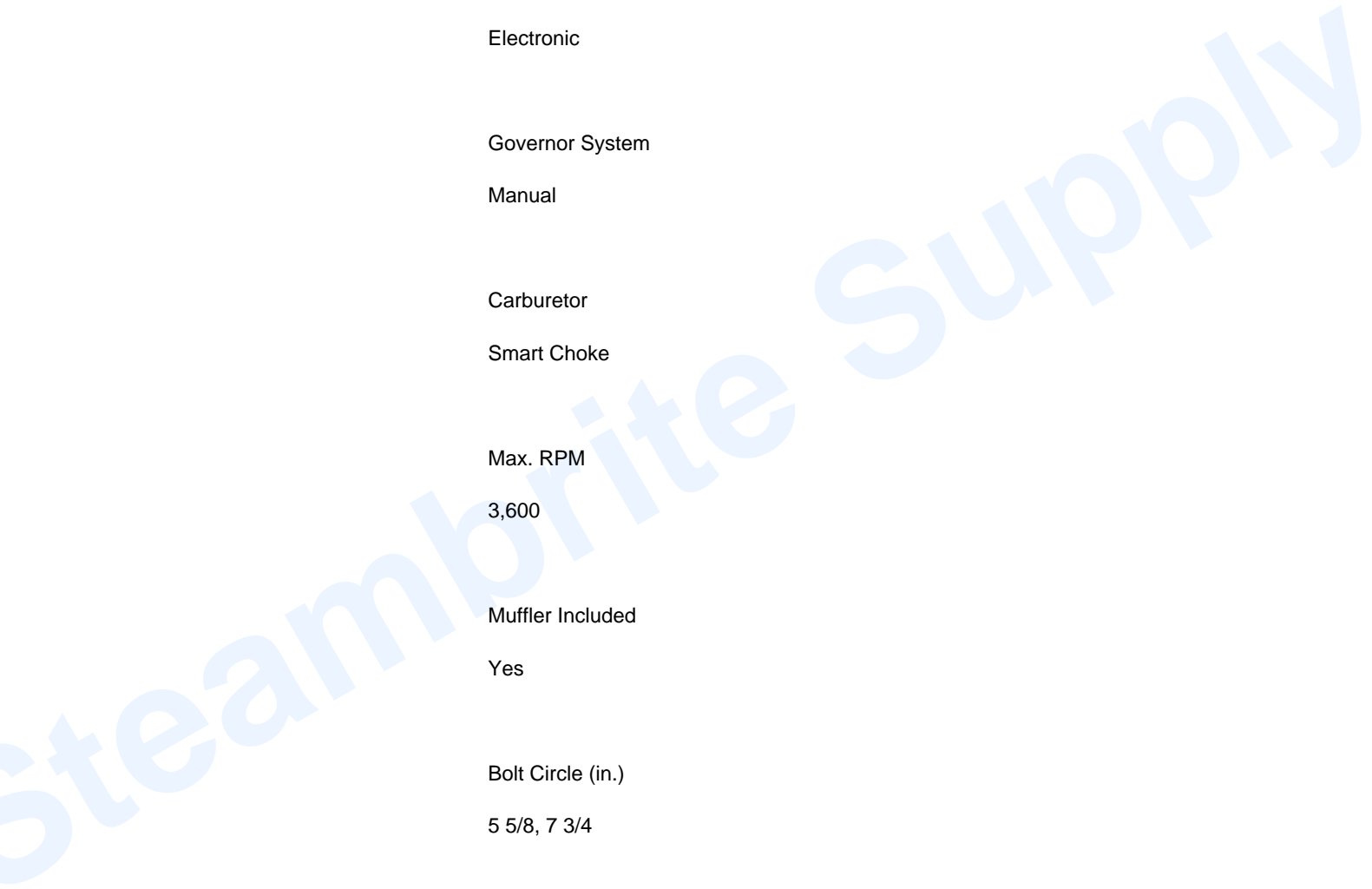
5 5/8, 7 3/4

Mounting Base L x W (in.)

7 1/4 x 3 1/2

Dimensions L x W x H (in.)

14 x 17 11/16 x 19





EPA/CARB Approval (California Air Resource Board)

Yes

Manufacturer Warranty

24 months parts / 24 months labor

Ship Weight

125.0 lbs

Item#

PA-CH620-3094 Komex

Manufacturer Warranty: 24 months parts / 24 months labor  
Note exact specifications and prices subject to change without notice.



>

*Availability: This product was added to our catalog on Thursday 21 February, 2019*

Steambrite Supply