

>



Model Number: 1.575-601.0

Shark Oil Fired Skid Gas Powered Hot Water Pressure Washer-4.8GPM-3000PSI-Honda Engine-24EHP-120V [1.575-601.0]

Manufacturer: Shark

Shark Oil Fired Skid Gas Powered Hot Water Pressure Washer-4.8GPM-3000PSI-Honda Engine-24EHP-120V-SSG-603537EG 1.110-585.0 [1.575-601.0]

Print Manual:

SSG Series - Our most rugged hot model designed for continuous, on-site cleaning
Owners manual

Käuml;rcher Jalapao series oil-fired skids are the workhorses of the pressure washer industry. Delivering up to 4.8 GPM of hot water at up to 3,000 PSI, these rugged gas- and diesel-powered machines are built on an open frame using heavy-gauge 1-1/4" powder coated steel and are ideal for mounting to a truck or on a trailer. The electric-start engine and powerful belt-drive Käuml;rcher KT pump with 7-year warranty are isolated from the rest of the machine on a shock-mounted sub-frame to reduce vibration. Steam combination comes standard. All models are ETL certified

PRODUCT OVERVIEW

- Honda, Vanguard, Kohler engines
 - 1 1/4" full steel skid frame
 - Burner available in 12V DC or 120V AC
 - Käuml;rcher belt-drive tri-plunger pumps
 - 1/2" Schedule 80 heating coil
 - ETL safety certified
 - Stainless steel coil wrap
 - Power generator on four models
- Compatible with Shark trailers for a mobile on-site wash system

Specifications

Model

Order No.



GPM

PSI

Engine / CC

HP

Fuel

Pump

Burner

BTUs

Ship Wt

SSG-403037E

1.110-579.0

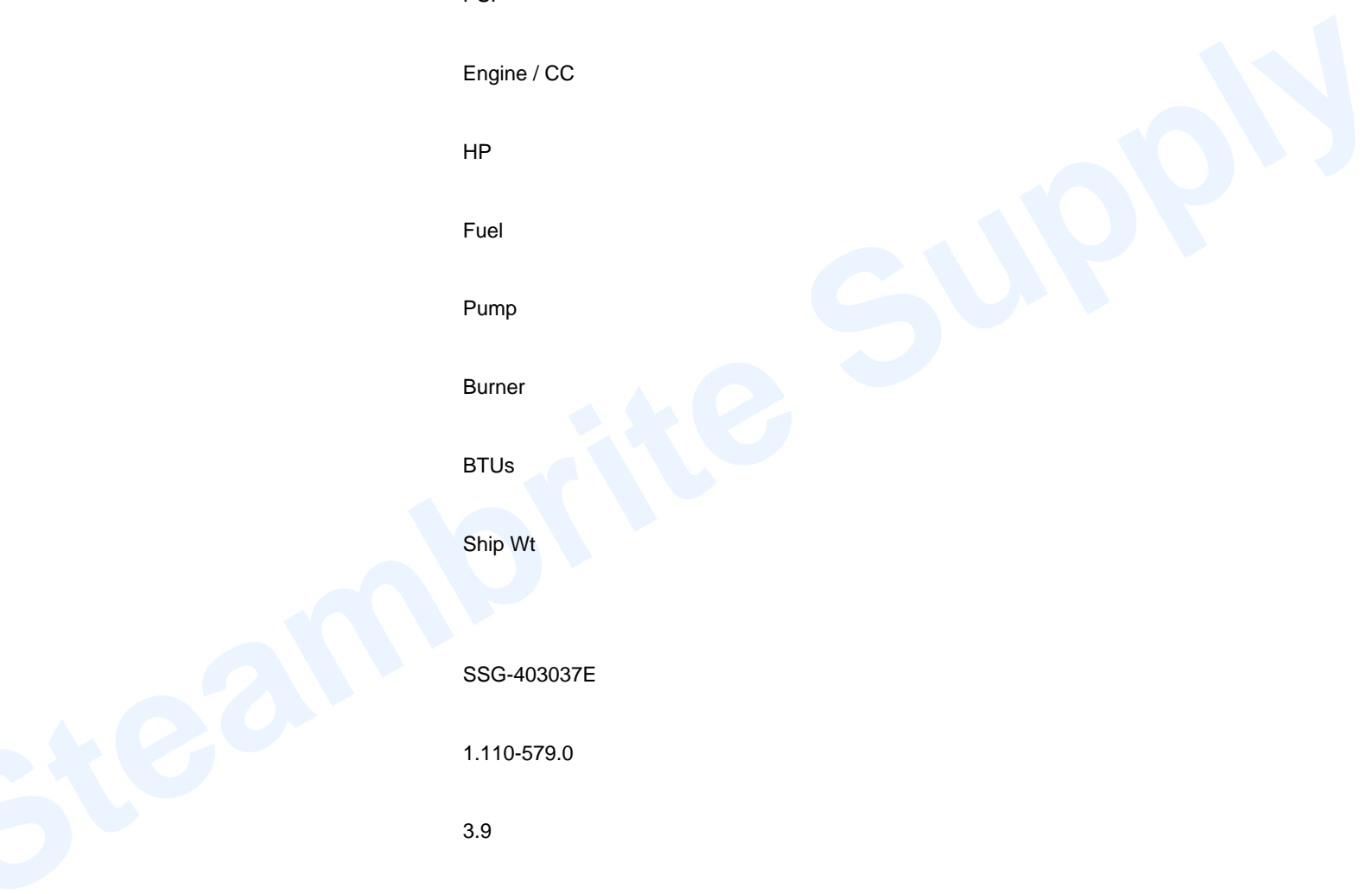
3.9

3000

Honda / 389

13E*

Gas





Kärcher KT

12V DC

448,000

805 lbs

SSG-503027E

1.110-580.0

4.8

3000

Vanguard / 479

16E*

Gas

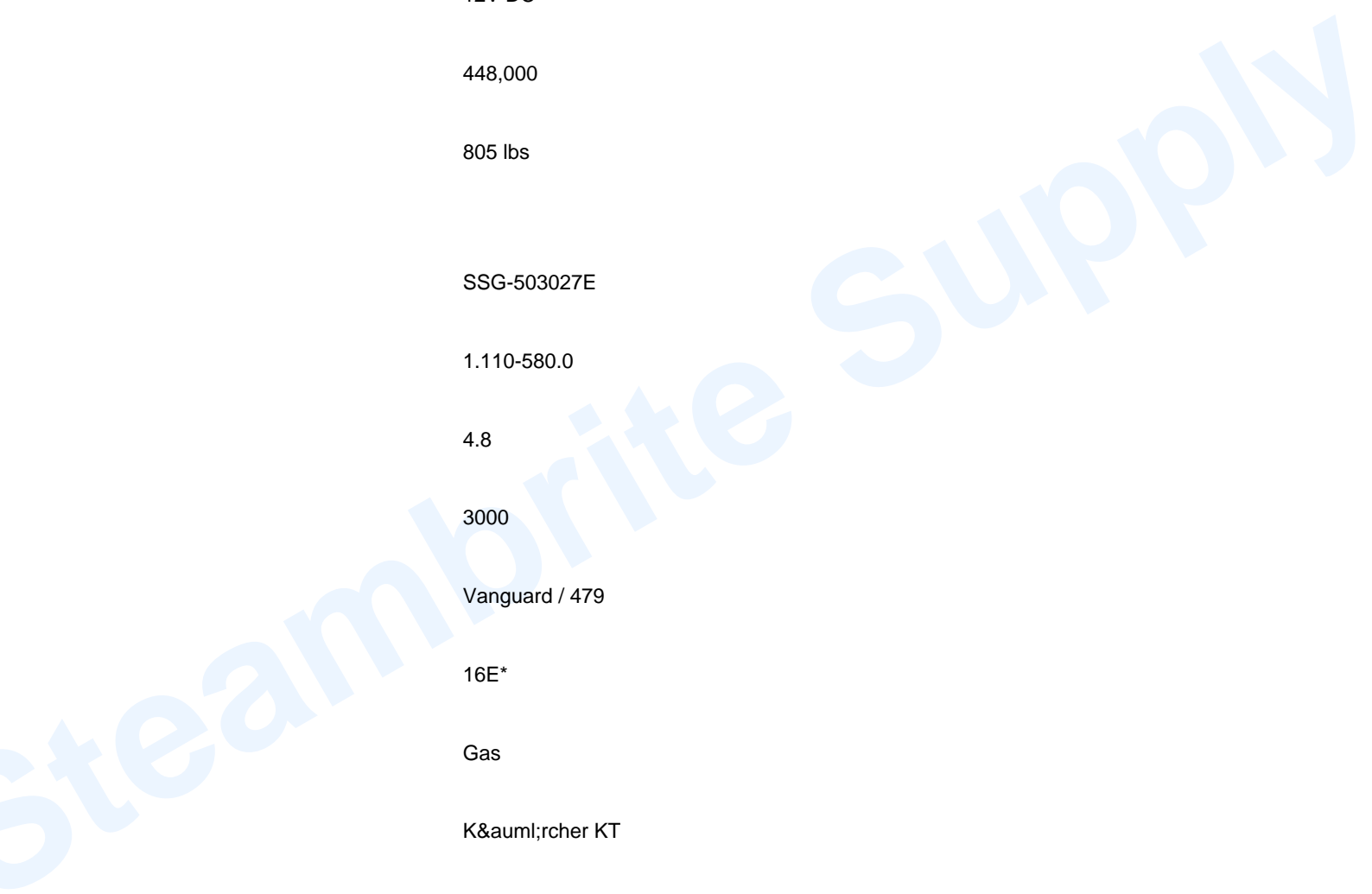
Kärcher KT

12V DC

448,000

854 lbs

SSG-503027E/G





1.110-581.0

4.8

3000

Vanguard /479

16E*

Gas

Kärcher KT

120V AC

448,000

945 lbs

SSG-503537E

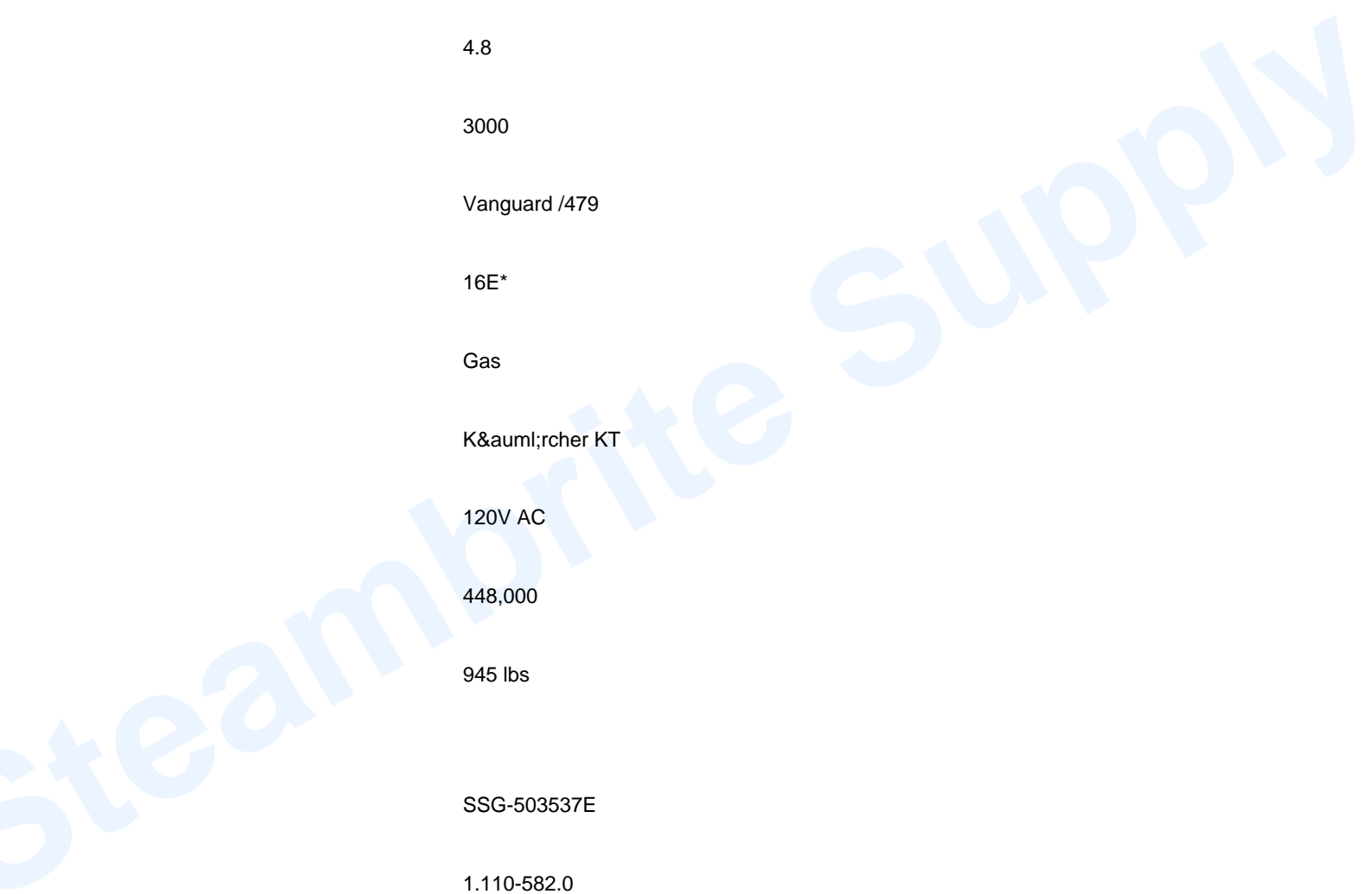
1.110-582.0

4.7

3500

Honda / 614

20E*





Gas

Kärcher KT

12V DC

448,000

855 lbs

SSG-503537E/G

1.110-583.0

4.7

3500

Honda / 614

20E*

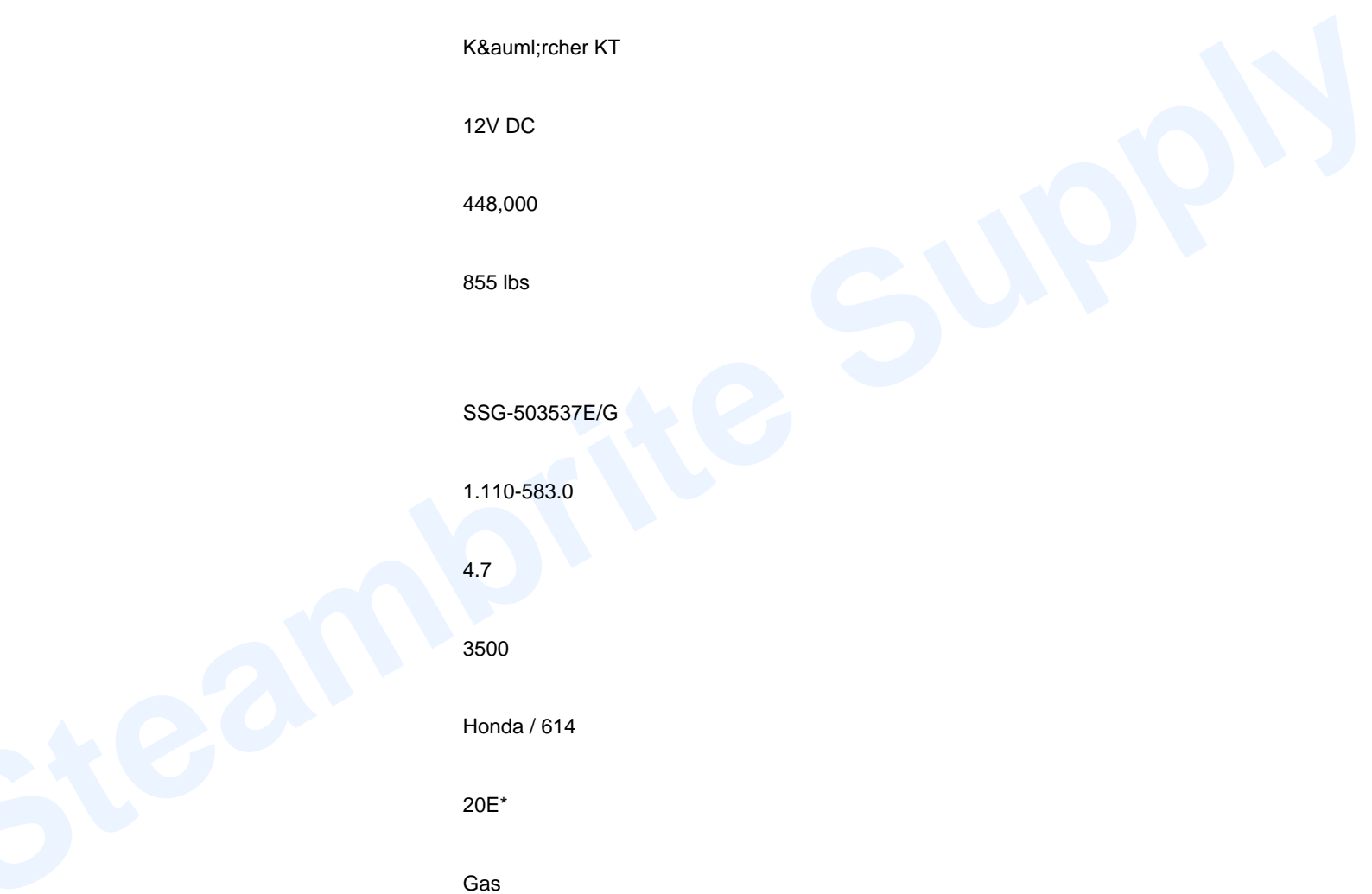
Gas

Kärcher KT

120V AC

448,000

905 lbs





SSG-603537E

1.110-584.0

5.6

3500

Honda / 670

24E*

Gas

Kärcher KT

12V DC

448,000

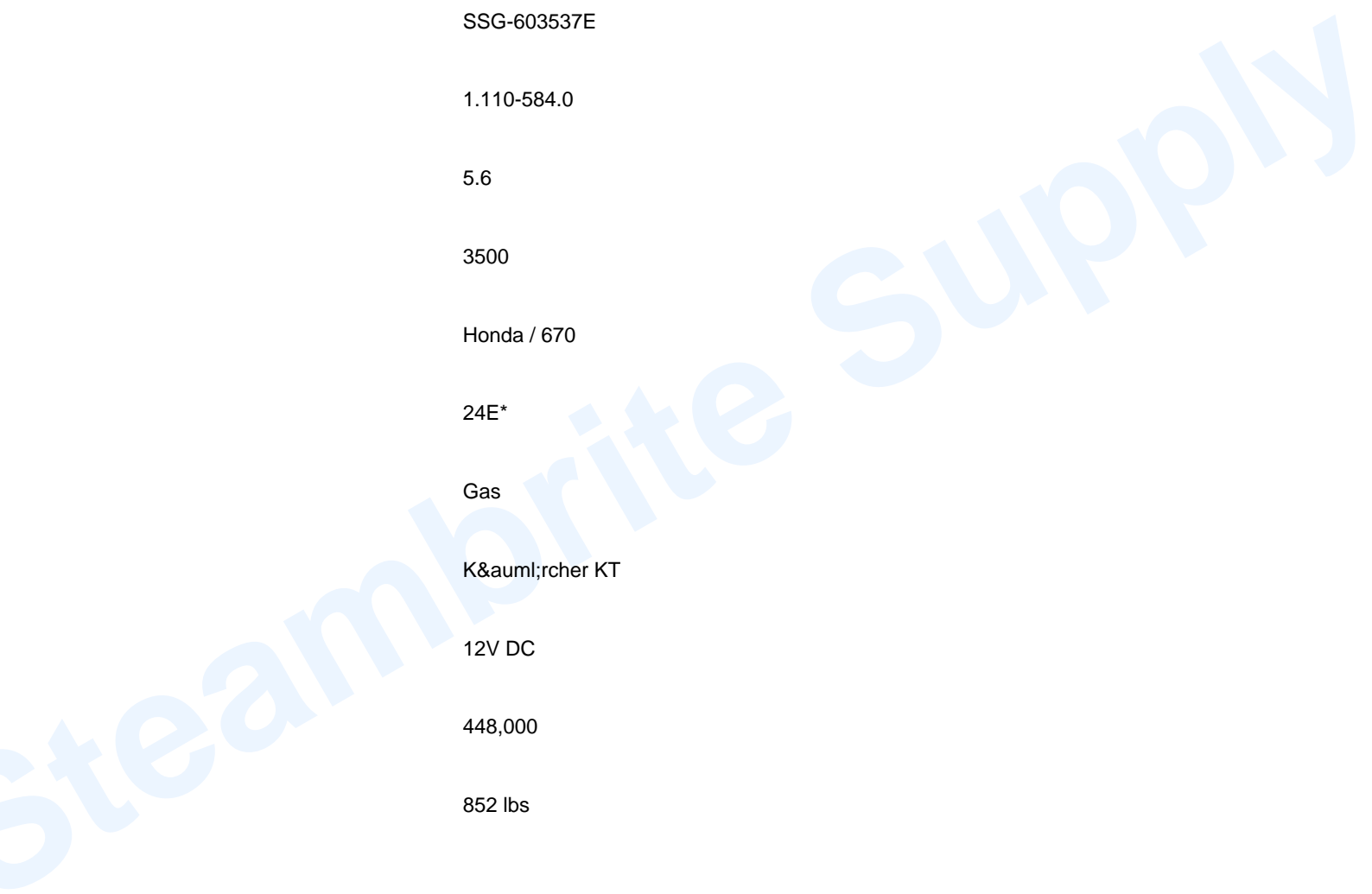
852 lbs

SSG-603537E/G

1.110-585.0

5.6

3500



>

Honda / 670

24E*

Gas

Kärcher KT

120V AC

448,000

970 lbs

SSD-603567E

1.110-586.0

5.6

3500


Kohler / 1028

27E*

Diesel

Kärcher KT

12V DC



448,000

1200 lbs

SSD-603567E/G

1.110-587.0

5.6

3500

Kohler / 1028

27E*

Diesel

K¨rcher KT

120V AC

448,000

1315 lbs

*E = Electric Start

Member of K¨rcher North America, Inc

>

Steambrite Supply

Availability: This product was added to our catalog on Tuesday 01 February, 2011