

Rider Sweepers

Unsurpassed Maneuverability and Performance

The Terra® 4300B rider floor sweeper is a compact, high performance solution that can clean up to 60,720 sq. ft. per hour, making it an ideal machine for use indoors and out, and on a variety of surfaces — including hard floors, low nap carpets and sidewalks.

Benefits of Terra 4300B Rider Sweepers




With its 46" sweep path, easy-to-use design and durable construction, the Terra 4300B is a perfect cleaning solution for many applications. Offering exceptional maneuverability and a tight turning radius for cleaning in narrow, congested areas, this is a reliable, productive and economical alternative to a walk-behind sweeper.

- Sweep close to walls on either side of the machine with dual side brooms, and effectively sweep both sides of a 48" aisle or hallway in one pass
- Optimize dust control and prevent clogging with large horizontal dust panel filter and aluminum pre-filter panel that separates up to 50% of dust and debris
- Fill the large four-sided steel debris hopper to capacity without overflow
- Invest in a sweeper that's built to last — constructed of durable polyethylene with a rugged steel frame, and tool-less interchangeable filters and brooms
- Improve runtime with four 6V batteries and onboard charger
- Ensure operator safety and efficiency with the open front Clear-View™ design



Picture shown may not represent model quoted

● Standard equipment

Included accessories		Ref. no.	Min. required	TERRA 4300B PACKAGE
Filter for Sweeping				
	FILTER PAPER PANEL	1463523000	0	●
Main Broom				
	BROOM MAIN 300X700 CHEVR. 6R PPL 0.5-0.7	145 4879 000	0	●
Side Broom				
	BROOM SIDE 180X400 MIX STEEL	1466140000	0	●
Battery Wet				
	Battery -6v 310 Ah wet (use shelf 25A o	56391391	0	●
Other				
	MINI CONTAINERS KIT	1463981000	0	●

Rider Sweepers


Model	TERRA 4300B PACKAGE
Ref. no.	56100785

PRODUCT FEATURES









Adjustable steering	•
Adjustable seat	•
High maneuverability	•
No tools required for attachment change	•
Dual Side Broom Standard	•
Onboard charger (standard)	•
Ergonomic levers	•

Technical specifications	TERRA 4300B PACKAGE
Drive motor hp (W)	0.8 hp (600 W)
Voltage (V)	24 V
Sound pressure level (dB(A))	63.8 dB A
Weight (lbs)	562 lb (255 kg)
Sweep path	46 in (117 cm)
Main broom	28 in x 12 in (700 mm x 300 mm)
Side broom	16.5 in (420 mm)
Max. theoretical productivity	60,720 sq ft/hr (5,640 sq m/hr)
Filter type	Panel, horizontally mounted
Filter size	54 sq ft (5 sq m)
Batteries (4)	310 Ah wet or 312 Ah maint-free (AGM)
Min. U-turn aisle width	94 in (2,390 mm)
Dimensions L x W x H	58.3 in x 36.6 in x 48 in (148 cm x 93 cm x 122 cm)
Hopper	2.5 cb ft (70 L)

● Standard equipment, ○ Supplementary accessories, □ Mountable equipment

Accessories		Ref. no.	Min. required	TERRA 4300B PACKAGE
Filter for Sweeping				
	FILTER PAPER PANEL	1463523000	0	•

Rider Sweepers

Accessories		Ref. no.	Min. required	TERRA 4300B PACKAGE
	FILTER POLYESTER ANTISTATIC	145 6013 000	0	○
Other				
	MINI CONTAINERS KIT	1463981000	0	●
	SEAT WITH BELT	146 2900 000	0	○
	WHEEL FRONT NON MARKING	146 2745 000	0	○
Guard Option				
	GUARD OVERHEAD KIT	146 2735 000	0	○
	PROTECTION LEFT BROOM KIT	1464105000	0	○
	PROTECTION RIGHT BROOM KIT	1464058000	0	○
Main Broom				
	BROOM MAIN 300X700 CHEVR. 6R PPL 0.5-0.7	145 4879 000	0	●
	BROOM MAIN 300X700 CHEVRON 6R MIX STEEL	145 4957 000	0	○
	BROOM MAIN 300X700 CHEVRON 6R NATURAL	145 6080 000	0	○
Light Option				
	BEACON FLASHING KIT	146 2692 000	0	○
Flap and Skirt				
	SKIRTS NON MARKING KIT	146 2744 000	0	○
Battery Wet				
	Battery -6v 310 Ah wet (use shelf 25A o	56391391	0	●
Side Broom				
	BROOM SIDE 180X400 MIX STEEL	1466140000	0	●