

Rider Sweepers

**Compact Design. Revolutionary Performance.**

The innovative SW5500™ industrial sweeper is easy-to-use, highly productive, and will minimize your total costs to clean by providing efficient sweeping within a small footprint.

**Benefits of SW5500 Rider Sweepers**



The SW5500 Rider Sweeper delivers everything you'd expect and a lot more. With emissions-free battery configurations and a high-capacity high-dump hopper, this sweeper will increase your productivity and reduce your costs, whether you're sweeping large floors or outdoor areas.

- Contribute to your green-cleaning efforts and reduce your cleaning costs with emissions-free battery configurations
- Wear-compensating main broom sweeping system extends productivity through the life of the brush
- Control dust at the side broom with our available industry exclusive DustGuard™
- Improve dumping efficiency with the high-capacity, high-dump hopper
- Simplify operation and maximize efficiency — all sweeping functions activated through the OneTouch™ controls and drive pedal
- Ensure operator safety with our Clear-View™ design, automatic speed reduction during turns and LED headlights
- Easy maintenance, no tools required with MaxAccess™ interlocking compartments for industry-best access to critical components



Picture shown may not represent model quoted

• Standard equipment

Included accessories		Ref. no.	Min. required	SW5500 46B 366 AH W/ BATT PKG	SW5500 60B 366 AH W/ BAT-DG PKG
<b>Main Broom</b>					
	BROOM MAIN 360X850 8R PPL 0.8	1465717000	0	•	•
<b>Other</b>					
	NOZZLE SPRAY	56508450	0	•	•

Model	SW5500 46B 366 AH W/BATT PKG	SW5500 60B 366 AH W/BAT-DG PKG
Ref. no.	56384943	56384945

PRODUCT FEATURES

Compact design	•	•
Automatic speed reduction	•	•
Automatic speed control system	•	•
High maneuverability	•	•
No tools required for attachment change	•	•
Superior Line of Sight	•	•
Non-marking Wheels	•	•












## Rider Sweepers








Model	SW5500 46B 366 AH W/BATT PKG	SW5500 60B 366 AH W/BAT-DG PKG
Ref. no.	56384943	56384945
<b>PRODUCT FEATURES</b>		
Intuitive Control Panel	•	•
DustGuard™ Dust-control System	•	•
MaxAccess™	•	•
<b>Technical specifications</b>		
	SW5500 46B 366 AH W/BATT PKG	SW5500 60B 366 AH W/BAT-DG PKG
Power source	24 V, 366 Ah	24 V, 366 Ah
Protection class / ip protection	IPX3	IPX3
Sound pressure level (dB(A))	68 dB A	68 dB A
Max climbing rate (%)	20%	20%
Water tank capacity (L)	8.5 gal (32 L)	8.5 gal (32 L)
Hopper volume (L)	39.6 gal (150 L)	39.6 gal (150 L)
Max dumping height (CM)	65 in (165 cm)	65 in (165 cm)
Filter area ft² (m²)	75 sq ft (7 sq m)	75 sq ft (7 sq m)
Side broom speed (RPM)	40 - 155 RPM	40 - 155 RPM
Weight (lbs)	1,400 lb (636 kg)	1,400 lb (636 kg)
Main broom	33.5 in (85 cm)	33.5 in (85 cm)
Dimensions L x W x H	74 x 47 x 62 in (188 x 119.4 x 157.5 cm)	74 x 47 x 62 in (188 x 119.4 x 157.5 cm)
Side broom diameter	19.7 in (50 cm)	19.7 in (50 cm)
Max. speed	5.6 mph (9 km/hr)	5.6 mph (9 km/hr)
Productivity rate with main broom theoretical/actual	82,340 / 57,650 sq ft/hr (7,650 / 5,355 sq m/hr)	82,340 / 57,650 sq ft/hr (7,650 / 5,355 sq m/hr)
Productivity rate with one side broom theoretical/actual	113,830 / 79,700 sq ft/hr (10,575 / 7,405 sq m/hr)	113,830 / 79,700 sq ft/hr (10,575 / 7,405 sq m/hr)
Productivity rate with two side brooms theoretical/actual	145,312 / 101,720 sq ft/hr (13,500 / 9,450 sq m/hr)	145,312 / 101,720 sq ft/hr (13,500 / 9,450 sq m/hr)
Working width with right side broom	45.25 in (117.5 cm)	45.25 in (117.5 cm)
Working width with 2 side brooms	60 in (152.5 cm)	60 in (152.5 cm)
Hopper maximum weight	530 lb (240 kg)	530 lb (240 kg)

## Rider Sweepers

● Standard equipment, ○ Supplementary accessories, □ Mountable equipment

Accessories		Ref. no.	Min. required	SW5500 46B 366 AH W/ BATT PKG	SW5500 60B 366 AH W/ BAT-DG PKG
<b>Other</b>					
	ARMREST LT SEAT KIT	1464960000	0	○	○
	ARMREST RT SEAT KIT	33019556	0	○	○
	BELTS SAFETY KIT	1464954000	0	○	○
	CAP NOZZLE	56507908	0	○	○
	HYBRID KIT US VERSION	1467307000	0	○	○
	NOZZLE SPRAY	56508450	0	●	●
	NOZZLE SPRAY .10	56508709	0	○	○
	STRAINER CHECK VALVE 5 PSI	56507916	0	○	○
	USB PORT KIT	1466247000	0	○	○
<b>Main Broom</b>					
	BROOM MAIN 360X850 8R MIX STEEL WHITE	1465730000	0	○	○
	BROOM MAIN 360X850 8R PPL 0.8	1465717000	0	●	●
	BROOM MAIN 360X850 8R PPL 1 BLACK	1465731000	0	○	○
<b>Side Broom</b>					
	BROOM SIDE 302X500 MIX 5	1467076000	0	○	○

## Rider Sweepers

Accessories		Ref. no.	Min. required	SW5500 46B 366 AH W/ BATT PKG	SW5500 60B 366 AH W/ BAT-DG PKG
	BROOM SIDE 302X500 MIX STEEL	1466936000	0	<input type="radio"/>	<input type="radio"/>
	BROOM SIDE 302X500 PPL 1.5 BLACK	1466670000	0	<input type="radio"/>	<input type="radio"/>
<b>Guard Option</b>					
	CANOPY FOR OHG KIT	1466886000	0	<input type="radio"/>	<input type="radio"/>
	DUSTGUARD KIT	1466890000	0	<input type="radio"/>	<input type="radio"/>
	GUARD LEFT SIDE BROOM KIT	1466892000	0	<input type="radio"/>	<input type="radio"/>
	GUARD OVERHEAD KIT	1466096000	0	<input type="radio"/>	<input type="radio"/>
	GUARD RIGHT SIDE BROOM KIT	1466891000	0	<input type="radio"/>	<input type="radio"/>
<b>Filter for Sweeping</b>					
	FILTER PANEL PAPER ULTRA WEB	1467174000	0	<input type="radio"/>	<input type="radio"/>
	FILTER PANEL POLYESTER ULTRA WEB	1467173000	0	<input type="radio"/>	<input type="radio"/>
<b>Battery</b>					
	BATT.12V-110AH AGM CRYSTAL MONOBLOC	80565512	0	<input type="radio"/>	<input type="radio"/>