

Rider Floor Scrubbers

The Nilfisk SC6000 rider floor scrubber provides 30% greater run time and productivity than the nearest competitor in its class, so it can clean even the largest, most challenging spaces quickly, efficiently, and at a low total cost of ownership. It's available in both disc (34" or 40") and cylindrical (36") versions and features our most advanced cleaning technologies, including our patented EcoFlex™ detergent management system for green cleaning and our patented DustGuard™ misting system for complete dust control.

Key benefits and features

Improves cleaning results

- SmartKey™ provides unique levels of user access to produce consistent results
- Optional right side broom delivers true edge cleaning

Lowers your total cost of ownership

- Large battery delivers 30% greater run time and productivity than the nearest competitor in its class
- SmartFlow™ automatically adjusts water flow with speed, which cuts water and chemical use by up to 50%
- Impact detection system minimizes downtime and repair costs
- Heavy-duty bumper protects the machine from frontal impact

Simplifies service and maintenance

- Extended-life cylindrical deck design provides a 4x increase in drive component life relative to the nearest competitor
- Tools-free design and click-on disc brushes make squeegee blade replacements fast and easy



Promotes health and safety

- Intermittent solution-off function reduces water around turns
- DustGuard™ suppresses fugitive dust

Supports green cleaning initiatives

- SmartFlow™ automatically adjusts water flow with speed, which cuts water and chemical use by up to 50%
- Optional EcoFlex™ reduces resource usage by adjusting water and chemical use based on the needs of the job



● Standard equipment

| Included accessories | Ref. no. | Min. required | SC6000 40D | SC6000 34D | SC6000 34D 420 AH SC |
|--|----------|---------------|------------|------------|----------------------|
| Brush Cylindrical | | | | | |
|  BRUSH-CYL-180 GRIT-BLUE-7IN | 56116044 | 0 | | | |
| Ecoflex System | | | | | |
|  ECOFLEX BOTTLE ASSY | 56104190 | 0 | | | |
| Disc Brush 430 mm | | | | | |




Picture shown may not represent model quoted

Rider Floor Scrubbers

| Included accessories | | Ref. no. | Min. required | SC6000 40D | SC6000 34D | SC6000 34D 420 AH SC |
|---|--|----------|---------------|------------|------------|----------------------|
|  | DISC BRUSH-17 MIDLITE 3 LUG | 56505788 | 0 | | | • |
| Disc Brush 510 mm | | | | | | |
|  | DISC BRUSH-20 MIDLITE 3 LUG | 56505798 | 0 | | | |
| Battery | | | | | | |
| | Battery-6v 312 Ah AGM Use shelf 25A or O | 56112546 | 0 | | | |
| Battery Wet | | | | | | |
| | BATTERY 6V 420AH WET | 56388582 | 0 | | | • |
| | Battery -6v 310 Ah wet (use shelf 25A o | 56391391 | 0 | | | |
| On-Board Charger | | | | | | |
| | ONBOARD CHARGER KIT-AMERICAS | 56116357 | 0 | | | |





• Standard equipment

| Included accessories | | Ref. no. | Min. required | SC6000 34D ECOFLEX 420 AH SC | SC6000 34D 310 AH SC | SC6000 34D ECOFLEX 310 AH SC |
|---|--|----------|---------------|------------------------------|----------------------|------------------------------|
| Brush Cylindrical | | | | | | |
|  | BRUSH-CYL-180 GRIT-BLUE-7IN | 56116044 | 0 | | | |
| Ecoflex System | | | | | | |
|  | ECOFLEX BOTTLE ASSY | 56104190 | 0 | • | | • |
| Disc Brush 430 mm | | | | | | |
|  | DISC BRUSH-17 MIDLITE 3 LUG | 56505788 | 0 | • | • | • |
| Disc Brush 510 mm | | | | | | |
|  | DISC BRUSH-20 MIDLITE 3 LUG | 56505798 | 0 | | | |
| Battery | | | | | | |
| | Battery-6v 312 Ah AGM Use shelf 25A or O | 56112546 | 0 | | | |
| Battery Wet | | | | | | |

Rider Floor Scrubbers





| Included accessories | | Ref. no. | Min. required | SC6000 34D ECOFLEX 420 AH SC | SC6000 34D 310 AH SC | SC6000 34D ECOFLEX 310 AH SC |
|-------------------------|---|----------|---------------|------------------------------|----------------------|------------------------------|
| | BATTERY 6V 420AH WET | 56388582 | 0 | • | | |
| | Battery -6v 310 Ah wet (use shelf 25A o | 56391391 | 0 | | • | • |
| On-Board Charger | | | | | | |
| | ONBOARD CHARGER KIT-AMERICAS | 56116357 | 0 | | | |

• Standard equipment



| Included accessories | | Ref. no. | Min. required | SC6000 34D 310 AH OBC | SC6000 34D ECOFLEX 310 AH OBC | SC6000 34D 312 AH AGM OBC |
|---|--|----------|---------------|-----------------------|-------------------------------|---------------------------|
| Brush Cylindrical | | | | | | |
|  | BRUSH-CYL-180 GRIT-BLUE-7IN | 56116044 | 0 | | | |
| Ecoflex System | | | | | | |
|  | ECOFLEX BOTTLE ASSY | 56104190 | 0 | • | • | |
| Disc Brush 430 mm | | | | | | |
|  | DISC BRUSH-17 MIDLITE 3 LUG | 56505788 | 0 | • | • | • |
| Disc Brush 510 mm | | | | | | |
|  | DISC BRUSH-20 MIDLITE 3 LUG | 56505798 | 0 | | | |
| Battery | | | | | | |
| | Battery-6v 312 Ah AGM Use shelf 25A or O | 56112546 | 0 | | | • |
| Battery Wet | | | | | | |
| | BATTERY 6V 420AH WET | 56388582 | 0 | | | |
| | Battery -6v 310 Ah wet (use shelf 25A o | 56391391 | 0 | • | • | |
| On-Board Charger | | | | | | |
| | ONBOARD CHARGER KIT-AMERICAS | 56116357 | 0 | | • | |

Rider Floor Scrubbers



● Standard equipment

| Included accessories | Ref. no. | Min. required | SC6000 34D ECOFL 312AH AGM OBC | SC6000 40D 420 AH SC | SC6000 40D ECOFLEX 420 AH SC |
|--|----------|------------------|--------------------------------------|-------------------------|------------------------------------|
| Brush Cylindrical | | | | | |
|  BRUSH-CYL-180 GRIT-BLUE-7IN | 56116044 | 0 | | | |
| Ecoflex System | | | | | |
|  ECOFLEX BOTTLE ASSY | 56104190 | 0 | • | | • |
| Disc Brush 430 mm | | | | | |
|  DISC BRUSH-17 MIDLITE 3 LUG | 56505788 | 0 | • | | |
| Disc Brush 510 mm | | | | | |
|  DISC BRUSH-20 MIDLITE 3 LUG | 56505798 | 0 | | • | • |
| Battery | | | | | |
| Battery-6v 312 Ah AGM Use shelf 25A or O | 56112546 | 0 | • | | |
| Battery Wet | | | | | |
| BATTERY 6V 420AH WET | 56388582 | 0 | | • | • |
| Battery -6v 310 Ah wet (use shelf 25A o | 56391391 | 0 | | | |
| On-Board Charger | | | | | |
| ONBOARD CHARGER KIT-AMERICAS | 56116357 | 0 | • | | |





● Standard equipment

| Included accessories | Ref. no. | Min. required | SC6000 40D 310 AH SC | SC6000 40D 310 AH OBC | SC6000 40D ECOFLEX 310 AH OBC |
|--|----------|------------------|-------------------------|--------------------------|-------------------------------------|
| Brush Cylindrical | | | | | |
|  BRUSH-CYL-180 GRIT-BLUE-7IN | 56116044 | 0 | | | |
| Ecoflex System | | | | | |
|  ECOFLEX BOTTLE ASSY | 56104190 | 0 | | • | • |
| Disc Brush 430 mm | | | | | |

Rider Floor Scrubbers

| Included accessories | | Ref. no. | Min. required | SC6000 40D 310 AH SC | SC6000 40D 310 AH OBC | SC6000 40D ECOFLEX 310 AH OBC |
|---|--|----------|---------------|----------------------|-----------------------|-------------------------------|
|  | DISC BRUSH-17 MIDLITE 3 LUG | 56505788 | 0 | • | | |
| Disc Brush 510 mm | | | | | | |
|  | DISC BRUSH-20 MIDLITE 3 LUG | 56505798 | 0 | | • | • |
| Battery | | | | | | |
| | Battery-6v 312 Ah AGM Use shelf 25A or O | 56112546 | 0 | | | |
| Battery Wet | | | | | | |
| | BATTERY 6V 420AH WET | 56388582 | 0 | | | |
| | Battery -6v 310 Ah wet (use shelf 25A o | 56391391 | 0 | • | • | • |
| On-Board Charger | | | | | | |
| | ONBOARD CHARGER KIT-AMERICAS | 56116357 | 0 | | | • |





• Standard equipment

| Included accessories | | Ref. no. | Min. required | SC6000 40D 312 AH AGM OBC | SC6000 40D ECOFL 312AH AGM OBC | SC6000 40D ECOFLEX 310 AH SC |
|---|--|----------|---------------|---------------------------|--------------------------------|------------------------------|
| Brush Cylindrical | | | | | | |
|  | BRUSH-CYL-180 GRIT-BLUE-7IN | 56116044 | 0 | | | |
| Ecoflex System | | | | | | |
|  | ECOFLEX BOTTLE ASSY | 56104190 | 0 | • | • | |
| Disc Brush 430 mm | | | | | | |
|  | DISC BRUSH-17 MIDLITE 3 LUG | 56505788 | 0 | | | • |
| Disc Brush 510 mm | | | | | | |
|  | DISC BRUSH-20 MIDLITE 3 LUG | 56505798 | 0 | • | • | |
| Battery | | | | | | |
| | Battery-6v 312 Ah AGM Use shelf 25A or O | 56112546 | 0 | • | • | |
| Battery Wet | | | | | | |

Rider Floor Scrubbers





| Included accessories | | Ref. no. | Min. required | SC6000 40D 312 AH AGM OBC | SC6000 40D ECOFL 312AH AGM OBC | SC6000 40D ECOFLEX 310 AH SC |
|-------------------------|---|----------|---------------|---------------------------------|--------------------------------------|------------------------------------|
| | BATTERY 6V 420AH WET | 56388582 | 0 | | | |
| | Battery -6v 310 Ah wet (use shelf 25A o | 56391391 | 0 | | | • |
| On-Board Charger | | | | | | |
| | ONBOARD CHARGER KIT-AMERICAS | 56116357 | 0 | | • | |

• Standard equipment



| Included accessories | | Ref. no. | Min. required | SC6000 36C 420 AH SC | SC6000 36C ECOFLEX 420 AH SC | SC6000 36C 310 AH OBC |
|---|--|----------|---------------|-------------------------|------------------------------------|--------------------------|
| Brush Cylindrical | | | | | | |
|  | BRUSH-CYL-180 GRIT-BLUE-7IN | 56116044 | 0 | • | • | • |
| Ecoflex System | | | | | | |
|  | ECOFLEX BOTTLE ASSY | 56104190 | 0 | | • | • |
| Disc Brush 430 mm | | | | | | |
|  | DISC BRUSH-17 MIDLITE 3 LUG | 56505788 | 0 | | | |
| Disc Brush 510 mm | | | | | | |
|  | DISC BRUSH-20 MIDLITE 3 LUG | 56505798 | 0 | | | |
| Battery | | | | | | |
| | Battery-6v 312 Ah AGM Use shelf 25A or O | 56112546 | 0 | | | |
| Battery Wet | | | | | | |
| | BATTERY 6V 420AH WET | 56388582 | 0 | • | • | |
| | Battery -6v 310 Ah wet (use shelf 25A o | 56391391 | 0 | | | • |
| On-Board Charger | | | | | | |
| | ONBOARD CHARGER KIT-AMERICAS | 56116357 | 0 | | | |

Rider Floor Scrubbers



● Standard equipment

| Included accessories | Ref. no. | Min. required | SC6000 36C ECOFLEX 310AH OBC | SC6000 36C 312 AH AGM OBC | SC6000 36C ECOFL 312AH AGM OBC |
|--|----------|------------------|------------------------------------|---------------------------------|--------------------------------------|
| Brush Cylindrical | | | | | |
|  BRUSH-CYL-180 GRIT-BLUE-7IN | 56116044 | 0 | • | • | • |
| Ecoflex System | | | | | |
|  ECOFLEX BOTTLE ASSY | 56104190 | 0 | • | • | • |
| Disc Brush 430 mm | | | | | |
|  DISC BRUSH-17 MIDLITE 3 LUG | 56505788 | 0 | | | |
| Disc Brush 510 mm | | | | | |
|  DISC BRUSH-20 MIDLITE 3 LUG | 56505798 | 0 | | | |
| Battery | | | | | |
| Battery-6v 312 Ah AGM Use shelf 25A or O | 56112546 | 0 | | | |
| Battery Wet | | | | | |
| BATTERY 6V 420AH WET | 56388582 | 0 | | | |
| Battery -6v 310 Ah wet (use shelf 25A o | 56391391 | 0 | • | | |
| On-Board Charger | | | | | |
| ONBOARD CHARGER KIT-AMERICAS | 56116357 | 0 | • | | • |

● Standard equipment

| Included accessories | Ref. no. | Min. required | SC6000 36C 310 AH SC | SC6000 36C ECOFLEX 310 AH SC |
|--|----------|------------------|-------------------------|------------------------------------|
| Brush Cylindrical | | | | |
|  BRUSH-CYL-180 GRIT-BLUE-7IN | 56116044 | 0 | • | • |
| Ecoflex System | | | | |
|  ECOFLEX BOTTLE ASSY | 56104190 | 0 | | • |
| Disc Brush 430 mm | | | | |

Rider Floor Scrubbers

| Included accessories | | Ref. no. | Min. required | SC6000 36C 310 AH SC | SC6000 36C ECOFLEX 310 AH SC |
|---|--|----------|---------------|----------------------|------------------------------|
|  | DISC BRUSH-17 MIDLITE 3 LUG | 56505788 | 0 | | |
| Disc Brush 510 mm | | | | | |
|  | DISC BRUSH-20 MIDLITE 3 LUG | 56505798 | 0 | | |
| Battery | | | | | |
| | Battery-6v 312 Ah AGM Use shelf 25A or O | 56112546 | 0 | | |
| Battery Wet | | | | | |
| | BATTERY 6V 420AH WET | 56388582 | 0 | | |
| | Battery -6v 310 Ah wet (use shelf 25A o | 56391391 | 0 | • | • |
| On-Board Charger | | | | | |
| | ONBOARD CHARGER KIT-AMERICAS | 56116357 | 0 | | |

| | | | |
|----------|------------|------------|----------------------|
| Model | SC6000 40D | SC6000 34D | SC6000 34D 420 AH SC |
| Ref. no. | 56116001 | 56116002 | 56116966 |

PRODUCT FEATURES

| | | | |
|---|---|---|---|
| Automatic solution shut off | • | • | • |
| Offset pivoting deck | • | • | • |
| Detection of obstacles kit | • | • | • |
| Ecoflex installed | | | |
| SmartFlow system | • | • | • |
| No tools required for attachment change | • | • | • |
| Smart Key | • | • | • |
| DustGuard™ Dust-control System | • | • | • |

| | | | |
|----------|------------------------------|----------------------|------------------------------|
| Model | SC6000 34D ECOFLEX 420 AH SC | SC6000 34D 310 AH SC | SC6000 34D ECOFLEX 310 AH SC |
| Ref. no. | 56116967 | 56116968 | 56116969 |

PRODUCT FEATURES

| | | | |
|-----------------------------|---|---|---|
| Automatic solution shut off | • | • | • |
| Offset pivoting deck | • | • | • |
| Detection of obstacles kit | • | • | • |
| Ecoflex installed | • | | • |
| SmartFlow system | • | • | • |

Rider Floor Scrubbers

| Model | SC6000 34D ECOFLEX 420 AH SC | SC6000 34D 310 AH SC | SC6000 34D ECOFLEX 310 AH SC |
|----------|------------------------------------|-------------------------|------------------------------------|
| Ref. no. | 56116967 | 56116968 | 56116969 |

PRODUCT FEATURES

| | | | |
|---|---|---|---|
| No tools required for attachment change | • | • | • |
| Smart Key | • | • | • |
| DustGuard™ Dust-control System | • | • | • |

| Model | SC6000 34D 310 AH OBC | SC6000 34D ECOFLEX 310 AH OBC | SC6000 34D 312 AH AGM OBC |
|----------|--------------------------|-------------------------------------|------------------------------|
| Ref. no. | 56116970 | 56116971 | 56116972 |

PRODUCT FEATURES

| | | | |
|---|---|---|---|
| Automatic solution shut off | • | • | • |
| Offset pivoting deck | • | • | • |
| Detection of obstacles kit | • | • | • |
| Ecoflex installed | | • | |
| SmartFlow system | • | • | • |
| No tools required for attachment change | • | • | • |
| Smart Key | • | • | • |
| DustGuard™ Dust-control System | • | • | • |

| Model | SC6000 34D ECOFL 312AH AGM OBC | SC6000 40D 420 AH SC | SC6000 40D ECOFLEX 420 AH SC |
|----------|--------------------------------------|-------------------------|------------------------------------|
| Ref. no. | 56116973 | 56116958 | 56116959 |

PRODUCT FEATURES

| | | | |
|---|---|---|---|
| Automatic solution shut off | • | • | • |
| Offset pivoting deck | • | • | • |
| Detection of obstacles kit | • | • | • |
| Ecoflex installed | • | | • |
| SmartFlow system | • | • | • |
| No tools required for attachment change | • | • | • |
| Smart Key | • | • | • |
| DustGuard™ Dust-control System | • | • | • |

Rider Floor Scrubbers

| Model | SC6000 40D 310 AH SC | SC6000 40D 310 AH OBC | SC6000 40D ECOFLEX 310 AH OBC |
|----------|-------------------------|--------------------------|-------------------------------------|
| Ref. no. | 56116960 | 56116962 | 56116963 |

PRODUCT FEATURES

| | | | |
|---|---|---|---|
| Automatic solution shut off | • | • | • |
| Offset pivoting deck | • | • | • |
| Detection of obstacles kit | • | • | • |
| Ecoflex installed | | | • |
| SmartFlow system | • | • | • |
| No tools required for attachment change | • | • | • |
| Smart Key | • | • | • |
| DustGuard™ Dust-control System | • | • | • |

| Model | SC6000 40D 312 AH AGM OBC | SC6000 40D ECOFL 312AH AGM OBC | SC6000 40D ECOFLEX 310 AH SC |
|----------|------------------------------|--------------------------------------|------------------------------------|
| Ref. no. | 56116964 | 56116965 | 56116961 |

PRODUCT FEATURES

| | | | |
|---|---|---|---|
| Automatic solution shut off | • | • | • |
| Offset pivoting deck | • | • | • |
| Detection of obstacles kit | • | • | • |
| Ecoflex installed | | • | • |
| SmartFlow system | • | • | • |
| No tools required for attachment change | • | • | • |
| Smart Key | • | • | • |
| DustGuard™ Dust-control System | • | • | • |

| Model | SC6000 36C 420 AH SC | SC6000 36C ECOFLEX 420 AH SC | SC6000 36C 310 AH OBC |
|----------|-------------------------|------------------------------------|--------------------------|
| Ref. no. | 56116950 | 56116951 | 56116954 |

PRODUCT FEATURES

| | | | |
|---|---|---|---|
| Automatic solution shut off | • | • | • |
| Offset pivoting deck | • | • | • |
| Detection of obstacles kit | • | • | • |
| Ecoflex installed | | • | |
| SmartFlow system | • | • | • |
| No tools required for attachment change | • | • | • |
| Smart Key | • | • | • |
| DustGuard™ Dust-control System | • | • | • |

Rider Floor Scrubbers

| Model | SC6000 36C ECOFLEX 310AH OBC | SC6000 36C 312 AH AGM OBC | SC6000 36C ECOFL 312AH AGM OBC |
|----------|------------------------------------|------------------------------|--------------------------------------|
| Ref. no. | 56116955 | 56116956 | 56116957 |

PRODUCT FEATURES

| | | | |
|---|---|---|---|
| Automatic solution shut off | • | • | • |
| Offset pivoting deck | • | • | • |
| Detection of obstacles kit | • | • | • |
| Ecoflex installed | • | | • |
| SmartFlow system | • | • | • |
| No tools required for attachment change | • | • | • |
| Smart Key | • | • | • |
| DustGuard™ Dust-control System | • | • | • |

| Model | SC6000 36C 310 AH SC | SC6000 36C ECOFLEX 310 AH SC |
|----------|-------------------------|------------------------------------|
| Ref. no. | 56116952 | 56116953 |

PRODUCT FEATURES

| | | |
|---|---|---|
| Automatic solution shut off | • | • |
| Offset pivoting deck | • | • |
| Detection of obstacles kit | • | • |
| Ecoflex installed | | • |
| SmartFlow system | • | • |
| No tools required for attachment change | • | • |
| Smart Key | • | • |
| DustGuard™ Dust-control System | • | • |

| Technical specifications | SC6000 40D | SC6000 34D | SC6000 34D 420 AH SC |
|--------------------------------|--------------------------------------|--------------------------------------|--------------------------------------|
| Sound level | 69 dB A | 69 dB A | 69 dB A |
| Min. aisle turn (cm) | 79.5 in (202 cm) | 79.5 in (202 cm) | 79.5 in (202 cm) |
| Debris hopper capacity ft³ (l) | N/A | N/A | N/A |
| Brush size in (cm) | 20 in (43 cm) | 17 in (43 cm) | 17 in (43 cm) |
| Scrub deck type | Disc | Disc | Disc |
| Gross vehicle weight lbs (kg) | 2,359 lb (1,070 kg) | 2,359 lb (1,070 kg) | 2,359 lb (1,070 kg) |
| Empty weight | 1,784 lb (810 kg) | 1,784 lb (810 kg) | 1,784 lb (810 kg) |
| Propulsion system | Variable speed AC brushless drive | Variable speed AC brushless drive | Variable speed AC brushless drive |
| Gradeability transport % (DEG) | 7 | 7 | 7 |
| Gradeability working % (DEG) | 12.2% (7 degrees) Scrubbing | 12.2% (7 degrees) Scrubbing | 12.2% (7 degrees) Scrubbing |

Rider Floor Scrubbers

| Technical specifications | SC6000 40D | SC6000 34D | SC6000 34D 420 AH SC |
|--|---|---|---|
| Length | 70 in (178 cm) | 70 in (178 cm) | 70 in (178 cm) |
| Width | 46 in (117 cm); 48.5 in (123 cm) w/ Squeegee | 39 in (99 cm); 43 in (109 cm) w/ Squeegee | 39 in (99 cm); 43 in (109 cm) w/ Squeegee |
| Height | 62.3 in (158 cm) | 62.3 in (158 cm) | 62.3 in (158 cm) |
| Vacuum motor | 0.8 hp (0.6 kW) - dual vac optional | 0.8 hp (0.6 kW) - dual vac optional | 0.8 hp (0.6 kW) - dual vac optional |
| Scrub path | 40 in (102 cm) | 34 in (84 cm) | 34 in (84 cm) |
| Sealed waterlift | Single vac - 57 in (145 cm) / Dual vac - 63 in (160 cm) | Single vac - 57 in (145 cm) / Dual vac - 63 in (160 cm) | Single vac - 57 in (145 cm) / Dual vac - 63 in (160 cm) |
| Max. scrubbing coverage rate per hour | 103,850 sq ft | 88,250 sq ft | 88,250 sq ft |
| Scrub brush speed | 250 rpm | 250 rpm | 250 rpm |
| Brush motor power | 2 x 1 hp (0.8 W) | 2 x 1 hp (0.8 W) | 2 x 1 hp (0.8 W) |
| Sweeping path with optional side broom | N/A | N/A | N/A |
| Solution/recovery tank capacity | 50 gal (190 L) | 50 gal (190 L) | 50 gal (190 L) |
| Battery options / run time | 36 V, 310 wet/312 AGM Ah C20 - Up to 3.5 hrs / 36 V, 420 Ah wet C20 - Up to 4.5 hrs | 36 V, 310 wet/312 AGM Ah C20 - Up to 3.5 hrs / 36 V, 420 Ah wet C20 - Up to 4.5 hrs | 36 V, 310 wet/312 AGM Ah C20 - Up to 3.5 hrs / 36 V, 420 Ah wet C20 - Up to 4.5 hrs |
| Propel speed forward | 5.6 mph (9 km/hr) | 5.6 mph (9 km/hr) | 5.6 mph (9 km/hr) |
| Propel speed reverse | 2.6 mph (4.2 km/hr) | 2.6 mph (4.2 km/hr) | 2.6 mph (4.2 km/hr) |
| Propel motor (peak) | 1.6 hp (1.2 kW) | 1.6 hp (1.2 kW) | 1.6 hp (1.2 kW) |
| Technical specifications | SC6000 34D ECOFLEX 420 AH SC | SC6000 34D 310 AH SC | SC6000 34D ECOFLEX 310 AH SC |
| Sound level | 69 dB A | 69 dB A | 69 dB A |
| Min. aisle turn (cm) | 79.5 in (202 cm) | 79.5 in (202 cm) | 79.5 in (202 cm) |
| Debris hopper capacity ft³ (l) | N/A | N/A | N/A |
| Brush size in (cm) | 17 in (43 cm) | 17 in (43 cm) | 17 in (43 cm) |
| Scrub deck type | Disc | Disc | Disc |
| Gross vehicle weight lbs (kg) | 2,359 lb (1,070 kg) | 2,359 lb (1,070 kg) | 2,359 lb (1,070 kg) |
| Empty weight | 1,784 lb (810 kg) | 1,784 lb (810 kg) | 1,784 lb (810 kg) |
| Propulsion system | Variable speed AC brushless drive | Variable speed AC brushless drive | Variable speed AC brushless drive |
| Gradeability transport % (DEG) | 7 | 7 | 7 |
| Gradeability working % (DEG) | 12.2% (7 degrees) Scrubbing | 12.2% (7 degrees) Scrubbing | 12.2% (7 degrees) Scrubbing |
| Length | 70 in (178 cm) | 70 in (178 cm) | 70 in (178 cm) |
| Width | 39 in (99 cm); 43 in (109 cm) w/ Squeegee | 39 in (99 cm); 43 in (109 cm) w/ Squeegee | 39 in (99 cm); 43 in (109 cm) w/ Squeegee |
| Height | 62.3 in (158 cm) | 62.3 in (158 cm) | 62.3 in (158 cm) |
| Vacuum motor | 0.8 hp (0.6 kW) - dual vac optional | 0.8 hp (0.6 kW) - dual vac optional | 0.8 hp (0.6 kW) - dual vac optional |

Rider Floor Scrubbers

| Technical specifications | SC6000 34D ECOFLEX 420 AH SC | SC6000 34D 310 AH SC | SC6000 34D ECOFLEX 310 AH SC |
|--|---|---|---|
| Scrub path | 34 in (84 cm) | 34 in (84 cm) | 34 in (84 cm) |
| Sealed waterlift | Single vac - 57 in (145 cm) / Dual vac - 63 in (160 cm) | Single vac - 57 in (145 cm) / Dual vac - 63 in (160 cm) | Single vac - 57 in (145 cm) / Dual vac - 63 in (160 cm) |
| Max. scrubbing coverage rate per hour | 88,250 sq ft | 88,250 sq ft | 88,250 sq ft |
| Scrub brush speed | 250 rpm | 250 rpm | 250 rpm |
| Brush motor power | 2 x 1 hp (0.8 W) | 2 x 1 hp (0.8 W) | 2 x 1 hp (0.8 W) |
| Sweeping path with optional side broom | N/A | N/A | N/A |
| Solution/recovery tank capacity | 50 gal (190 L) | 50 gal (190 L) | 50 gal (190 L) |
| Battery options / run time | 36 V, 310 wet/312 AGM Ah C20 - Up to 3.5 hrs / 36 V, 420 Ah wet C20 - Up to 4.5 hrs | 36 V, 310 wet/312 AGM Ah C20 - Up to 3.5 hrs / 36 V, 420 Ah wet C20 - Up to 4.5 hrs | 36 V, 310 wet/312 AGM Ah C20 - Up to 3.5 hrs / 36 V, 420 Ah wet C20 - Up to 4.5 hrs |
| Propel speed forward | 5.6 mph (9 km/hr) | 5.6 mph (9 km/hr) | 5.6 mph (9 km/hr) |
| Propel speed reverse | 2.6 mph (4.2 km/hr) | 2.6 mph (4.2 km/hr) | 2.6 mph (4.2 km/hr) |
| Propel motor (peak) | 1.6 hp (1.2 kW) | 1.6 hp (1.2 kW) | 1.6 hp (1.2 kW) |

| Technical specifications | SC6000 34D 310 AH OBC | SC6000 34D ECOFLEX 310 AH OBC | SC6000 34D 312 AH AGM OBC |
|---------------------------------------|---|---|---|
| Sound level | 69 dB A | 69 dB A | 69 dB A |
| Min. aisle turn (cm) | 79.5 in (202 cm) | 79.5 in (202 cm) | 79.5 in (202 cm) |
| Debris hopper capacity ft³ (l) | N/A | N/A | N/A |
| Brush size in (cm) | 17 in (43 cm) | 17 in (43 cm) | 17 in (43 cm) |
| Scrub deck type | Disc | Disc | Disc |
| Gross vehicle weight lbs (kg) | 2,359 lb (1,070 kg) | 2,359 lb (1,070 kg) | 2,359 lb (1,070 kg) |
| Empty weight | 1,784 lb (810 kg) | 1,784 lb (810 kg) | 1,784 lb (810 kg) |
| Propulsion system | Variable speed AC brushless drive | Variable speed AC brushless drive | Variable speed AC brushless drive |
| Gradeability transport % (DEG) | 7 | 7 | 7 |
| Gradeability working % (DEG) | 12.2% (7 degrees) Scrubbing | 12.2% (7 degrees) Scrubbing | 12.2% (7 degrees) Scrubbing |
| Length | 70 in (178 cm) | 70 in (178 cm) | 70 in (178 cm) |
| Width | 39 in (99 cm); 43 in (109 cm) w/ Squeegee | 39 in (99 cm); 43 in (109 cm) w/ Squeegee | 39 in (99 cm); 43 in (109 cm) w/ Squeegee |
| Height | 62.3 in (158 cm) | 62.3 in (158 cm) | 62.3 in (158 cm) |
| Vacuum motor | 0.8 hp (0.6 kW) - dual vac optional | 0.8 hp (0.6 kW) - dual vac optional | 0.8 hp (0.6 kW) - dual vac optional |
| Scrub path | 34 in (84 cm) | 34 in (84 cm) | 34 in (84 cm) |
| Sealed waterlift | Single vac - 57 in (145 cm) / Dual vac - 63 in (160 cm) | Single vac - 57 in (145 cm) / Dual vac - 63 in (160 cm) | Single vac - 57 in (145 cm) / Dual vac - 63 in (160 cm) |
| Max. scrubbing coverage rate per hour | 88,250 sq ft | 88,250 sq ft | 88,250 sq ft |

Rider Floor Scrubbers

| Technical specifications | SC6000 34D 310 AH OBC | SC6000 34D ECOFLEX 310 AH OBC | SC6000 34D 312 AH AGM OBC |
|--|---|---|---|
| Scrub brush speed | 250 rpm | 250 rpm | 250 rpm |
| Brush motor power | 2 x 1 hp (0.8 W) | 2 x 1 hp (0.8 W) | 2 x 1 hp (0.8 W) |
| Sweeping path with optional side broom | N/A | N/A | N/A |
| Solution/recovery tank capacity | 50 gal (190 L) | 50 gal (190 L) | 50 gal (190 L) |
| Battery options / run time | 36 V, 310 wet/312 AGM Ah C20 - Up to 3.5 hrs / 36 V, 420 Ah wet C20 - Up to 4.5 hrs | 36 V, 310 wet/312 AGM Ah C20 - Up to 3.5 hrs / 36 V, 420 Ah wet C20 - Up to 4.5 hrs | 36 V, 310 wet/312 AGM Ah C20 - Up to 3.5 hrs / 36 V, 420 Ah wet C20 - Up to 4.5 hrs |
| Propel speed forward | 5.6 mph (9 km/hr) | 5.6 mph (9 km/hr) | 5.6 mph (9 km/hr) |
| Propel speed reverse | 2.6 mph (4.2 km/hr) | 2.6 mph (4.2 km/hr) | 2.6 mph (4.2 km/hr) |
| Propel motor (peak) | 1.6 hp (1.2 kW) | 1.6 hp (1.2 kW) | 1.6 hp (1.2 kW) |

| Technical specifications | SC6000 34D ECOFLEX 312AH AGM OBC | SC6000 40D 420 AH SC | SC6000 40D ECOFLEX 420 AH SC |
|--|---|---|---|
| Sound level | 69 dB A | 69 dB A | 69 dB A |
| Min. aisle turn (cm) | 79.5 in (202 cm) | 79.5 in (202 cm) | 79.5 in (202 cm) |
| Debris hopper capacity ft³ (l) | N/A | N/A | N/A |
| Brush size in (cm) | 17 in (43 cm) | 20 in (43 cm) | 20 in (43 cm) |
| Scrub deck type | Disc | Disc | Disc |
| Gross vehicle weight lbs (kg) | 2,359 lb (1,070 kg) | 2,359 lb (1,070 kg) | 2,359 lb (1,070 kg) |
| Empty weight | 1,784 lb (810 kg) | 1,784 lb (810 kg) | 1,784 lb (810 kg) |
| Propulsion system | Variable speed AC brushless drive | Variable speed AC brushless drive | Variable speed AC brushless drive |
| Gradeability transport % (DEG) | 7 | 7 | 7 |
| Gradeability working % (DEG) | 12.2% (7 degrees) Scrubbing | 12.2% (7 degrees) Scrubbing | 12.2% (7 degrees) Scrubbing |
| Length | 70 in (178 cm) | 70 in (178 cm) | 70 in (178 cm) |
| Width | 39 in (99 cm); 43 in (109 cm) w/ Squeegee | 46 in (117 cm); 48.5 in (123 cm) w/ Squeegee | 46 in (117 cm); 48.5 in (123 cm) w/ Squeegee |
| Height | 62.3 in (158 cm) | 62.3 in (158 cm) | 62.3 in (158 cm) |
| Vacuum motor | 0.8 hp (0.6 kW) - dual vac optional | 0.8 hp (0.6 kW) - dual vac optional | 0.8 hp (0.6 kW) - dual vac optional |
| Scrub path | 34 in (84 cm) | 40 in (102 cm) | 40 in (102 cm) |
| Sealed waterlift | Single vac - 57 in (145 cm) / Dual vac - 63 in (160 cm) | Single vac - 57 in (145 cm) / Dual vac - 63 in (160 cm) | Single vac - 57 in (145 cm) / Dual vac - 63 in (160 cm) |
| Max. scrubbing coverage rate per hour | 88,250 sq ft | 103,850 sq ft | 103,850 sq ft |
| Scrub brush speed | 250 rpm | 250 rpm | 250 rpm |
| Brush motor power | 2 x 1 hp (0.8 W) | 2 x 1 hp (0.8 W) | 2 x 1 hp (0.8 W) |
| Sweeping path with optional side broom | N/A | N/A | N/A |
| Solution/recovery tank capacity | 50 gal (190 L) | 50 gal (190 L) | 50 gal (190 L) |

Rider Floor Scrubbers

| Technical specifications | SC6000 34D ECOFL 312AH AGM OBC | SC6000 40D 420 AH SC | SC6000 40D ECOFLEX 420 AH SC |
|----------------------------|---|---|---|
| Battery options / run time | 36 V, 310 wet/312 AGM Ah C20 - Up to 3.5 hrs / 36 V, 420 Ah wet C20 - Up to 4.5 hrs | 36 V, 310 wet/312 AGM Ah C20 - Up to 3.5 hrs / 36 V, 420 Ah wet C20 - Up to 4.5 hrs | 36 V, 310 wet/312 AGM Ah C20 - Up to 3.5 hrs / 36 V, 420 Ah wet C20 - Up to 4.5 hrs |
| Propel speed forward | 5.6 mph (9 km/hr) | 5.6 mph (9 km/hr) | 5.6 mph (9 km/hr) |
| Propel speed reverse | 2.6 mph (4.2 km/hr) | 2.6 mph (4.2 km/hr) | 2.6 mph (4.2 km/hr) |
| Propel motor (peak) | 1.6 hp (1.2 kW) | 1.6 hp (1.2 kW) | 1.6 hp (1.2 kW) |

| Technical specifications | SC6000 40D 310 AH SC | SC6000 40D 310 AH OBC | SC6000 40D ECOFLEX 310 AH OBC |
|--|---|---|---|
| Sound level | 69 dB A | 69 dB A | 69 dB A |
| Min. aisle turn (cm) | 79.5 in (202 cm) | 79.5 in (202 cm) | 79.5 in (202 cm) |
| Debris hopper capacity ft³ (l) | N/A | N/A | N/A |
| Brush size in (cm) | 20 in (43 cm) | 20 in (43 cm) | 20 in (43 cm) |
| Scrub deck type | Disc | Disc | Disc |
| Gross vehicle weight lbs (kg) | 2,359 lb (1,070 kg) | 2,359 lb (1,070 kg) | 2,359 lb (1,070 kg) |
| Empty weight | 1,784 lb (810 kg) | 1,784 lb (810 kg) | 1,784 lb (810 kg) |
| Propulsion system | Variable speed AC brushless drive | Variable speed AC brushless drive | Variable speed AC brushless drive |
| Gradeability transport % (DEG) | 7 | 7 | 7 |
| Gradeability working % (DEG) | 12.2% (7 degrees) Scrubbing | 12.2% (7 degrees) Scrubbing | 12.2% (7 degrees) Scrubbing |
| Length | 70 in (178 cm) | 70 in (178 cm) | 70 in (178 cm) |
| Width | 46 in (117 cm); 48.5 in (123 cm) w/ Squeegee | 46 in (117 cm); 48.5 in (123 cm) w/ Squeegee | 46 in (117 cm); 48.5 in (123 cm) w/ Squeegee |
| Height | 62.3 in (158 cm) | 62.3 in (158 cm) | 62.3 in (158 cm) |
| Vacuum motor | 0.8 hp (0.6 kW) - dual vac optional | 0.8 hp (0.6 kW) - dual vac optional | 0.8 hp (0.6 kW) - dual vac optional |
| Scrub path | 40 in (102 cm) | 40 in (102 cm) | 40 in (102 cm) |
| Sealed waterlift | Single vac - 57 in (145 cm) / Dual vac - 63 in (160 cm) | Single vac - 57 in (145 cm) / Dual vac - 63 in (160 cm) | Single vac - 57 in (145 cm) / Dual vac - 63 in (160 cm) |
| Max. scrubbing coverage rate per hour | 103,850 sq ft | 103,850 sq ft | 103,850 sq ft |
| Scrub brush speed | 250 rpm | 250 rpm | 250 rpm |
| Brush motor power | 2 x 1 hp (0.8 W) | 2 x 1 hp (0.8 W) | 2 x 1 hp (0.8 W) |
| Sweeping path with optional side broom | N/A | N/A | N/A |
| Solution/recovery tank capacity | 50 gal (190 L) | 50 gal (190 L) | 50 gal (190 L) |
| Battery options / run time | 36 V, 310 wet/312 AGM Ah C20 - Up to 3.5 hrs / 36 V, 420 Ah wet C20 - Up to 4.5 hrs | 36 V, 310 wet/312 AGM Ah C20 - Up to 3.5 hrs / 36 V, 420 Ah wet C20 - Up to 4.5 hrs | 36 V, 310 wet/312 AGM Ah C20 - Up to 3.5 hrs / 36 V, 420 Ah wet C20 - Up to 4.5 hrs |
| Propel speed forward | 5.6 mph (9 km/hr) | 5.6 mph (9 km/hr) | 5.6 mph (9 km/hr) |
| Propel speed reverse | 2.6 mph (4.2 km/hr) | 2.6 mph (4.2 km/hr) | 2.6 mph (4.2 km/hr) |

Rider Floor Scrubbers

| Technical specifications | SC6000 40D 310 AH SC | SC6000 40D 310 AH OBC | SC6000 40D ECOFLEX 310 AH OBC |
|--|---|---|---|
| Propel motor (peak) | 1.6 hp (1.2 kW) | 1.6 hp (1.2 kW) | 1.6 hp (1.2 kW) |
| Technical specifications | SC6000 40D 312 AH AGM OBC | SC6000 40D ECOFL 312AH AGM OBC | SC6000 40D ECOFLEX 310 AH SC |
| Sound level | 69 dB A | 69 dB A | 69 dB A |
| Min. aisle turn (cm) | 79.5 in (202 cm) | 79.5 in (202 cm) | 79.5 in (202 cm) |
| Debris hopper capacity ft³ (l) | N/A | N/A | N/A |
| Brush size in (cm) | 20 in (43 cm) | 20 in (43 cm) | 20 in (43 cm) |
| Scrub deck type | Disc | Disc | Disc |
| Gross vehicle weight lbs (kg) | 2,359 lb (1,070 kg) | 2,359 lb (1,070 kg) | 2,359 lb (1,070 kg) |
| Empty weight | 1,784 lb (810 kg) | 1,784 lb (810 kg) | 1,784 lb (810 kg) |
| Propulsion system | Variable speed AC brushless drive | Variable speed AC brushless drive | Variable speed AC brushless drive |
| Gradeability transport % (DEG) | 7 | 7 | 7 |
| Gradeability working % (DEG) | 12.2% (7 degrees) Scrubbing | 12.2% (7 degrees) Scrubbing | 12.2% (7 degrees) Scrubbing |
| Length | 70 in (178 cm) | 70 in (178 cm) | 70 in (178 cm) |
| Width | 46 in (117 cm); 48.5 in (123 cm) w/ Squeegee | 46 in (117 cm); 48.5 in (123 cm) w/ Squeegee | 46 in (117 cm); 48.5 in (123 cm) w/ Squeegee |
| Height | 62.3 in (158 cm) | 62.3 in (158 cm) | 62.3 in (158 cm) |
| Vacuum motor | 0.8 hp (0.6 kW) - dual vac optional | 0.8 hp (0.6 kW) - dual vac optional | 0.8 hp (0.6 kW) - dual vac optional |
| Scrub path | 40 in (102 cm) | 40 in (102 cm) | 40 in (102 cm) |
| Sealed waterlift | Single vac - 57 in (145 cm) / Dual vac - 63 in (160 cm) | Single vac - 57 in (145 cm) / Dual vac - 63 in (160 cm) | Single vac - 57 in (145 cm) / Dual vac - 63 in (160 cm) |
| Max. scrubbing coverage rate per hour | 103,850 sq ft | 103,850 sq ft | 103,850 sq ft |
| Scrub brush speed | 250 rpm | 250 rpm | 250 rpm |
| Brush motor power | 2 x 1 hp (0.8 W) | 2 x 1 hp (0.8 W) | 2 x 1 hp (0.8 W) |
| Sweeping path with optional side broom | N/A | N/A | N/A |
| Solution/recovery tank capacity | 50 gal (190 L) | 50 gal (190 L) | 50 gal (190 L) |
| Battery options / run time | 36 V, 310 wet/312 AGM Ah C20 - Up to 3.5 hrs / 36 V, 420 Ah wet C20 - Up to 4.5 hrs | 36 V, 310 wet/312 AGM Ah C20 - Up to 3.5 hrs / 36 V, 420 Ah wet C20 - Up to 4.5 hrs | 36 V, 310 wet/312 AGM Ah C20 - Up to 3.5 hrs / 36 V, 420 Ah wet C20 - Up to 4.5 hrs |
| Propel speed forward | 5.6 mph (9 km/hr) | 5.6 mph (9 km/hr) | 5.6 mph (9 km/hr) |
| Propel speed reverse | 2.6 mph (4.2 km/hr) | 2.6 mph (4.2 km/hr) | 2.6 mph (4.2 km/hr) |
| Propel motor (peak) | 1.6 hp (1.2 kW) | 1.6 hp (1.2 kW) | 1.6 hp (1.2 kW) |

Rider Floor Scrubbers

| Technical specifications | SC6000 36C 420 AH SC | SC6000 36C ECOFLEX 420 AH SC | SC6000 36C 310 AH OBC |
|--|---|---|---|
| Sound level | 69 dB A | 69 dB A | 69 dB A |
| Min. aisle turn (cm) | 79.5 in (202 cm) | 79.5 in (202 cm) | 79.5 in (202 cm) |
| Debris hopper capacity ft³ (l) | 0.43 cu ft (12.2 L) | 0.43 cu ft (12.2 L) | 0.43 cu ft (12.2 L) |
| Brush size in (cm) | 36 x 7.1 in (102 x 18 cm) | 36 x 7.1 in (102 x 18 cm) | 36 x 7.1 in (102 x 18 cm) |
| Scrub deck type | Cylindrical | Cylindrical | Cylindrical |
| Gross vehicle weight lbs (kg) | 2,359 lb (1,070 kg) | 2,359 lb (1,070 kg) | 2,359 lb (1,070 kg) |
| Empty weight | 1,784 lb (810 kg) | 1,784 lb (810 kg) | 1,784 lb (810 kg) |
| Propulsion system | Variable speed AC brushless drive | Variable speed AC brushless drive | Variable speed AC brushless drive |
| Gradeability transport % (DEG) | 7 | 7 | 7 |
| Gradeability working % (DEG) | 12.2% (7 degrees) Scrubbing | 12.2% (7 degrees) Scrubbing | 12.2% (7 degrees) Scrubbing |
| Length | 70 in (178 cm) | 70 in (178 cm) | 70 in (178 cm) |
| Width | 46 in (117 cm); 48.5 in (123 cm) w/ Squeegee | 46 in (117 cm); 48.5 in (123 cm) w/ Squeegee | 46 in (117 cm); 48.5 in (123 cm) w/ Squeegee |
| Height | 62.3 in (158 cm) | 62.3 in (158 cm) | 62.3 in (158 cm) |
| Vacuum motor | 0.8 hp (0.6 kW) - dual vac optional | 0.8 hp (0.6 kW) - dual vac optional | 0.8 hp (0.6 kW) - dual vac optional |
| Scrub path | 36 in (91 cm) | 36 in (91 cm) | 36 in (91 cm) |
| Sealed waterlift | Single vac - 57 in (145 cm) / Dual vac - 63 in (160 cm) | Single vac - 57 in (145 cm) / Dual vac - 63 in (160 cm) | Single vac - 57 in (145 cm) / Dual vac - 63 in (160 cm) |
| Max. scrubbing coverage rate per hour | 93,450 sq ft | 93,450 sq ft | 93,450 sq ft |
| Scrub brush speed | 760 rpm | 760 rpm | 760 rpm |
| Brush motor power | 2 x 1 hp (0.8 W) | 2 x 1 hp (0.8 W) | 2 x 1 hp (0.8 W) |
| Sweeping path with optional side broom | 43 in (109 cm) | 43 in (109 cm) | 43 in (109 cm) |
| Solution/recovery tank capacity | 50 gal (190 L) | 50 gal (190 L) | 50 gal (190 L) |
| Battery options / run time | 36 V, 310 wet/312 AGM Ah C20 - Up to 3.5 hrs / 36 V, 420 Ah wet C20 - Up to 4.5 hrs | 36 V, 310 wet/312 AGM Ah C20 - Up to 3.5 hrs / 36 V, 420 Ah wet C20 - Up to 4.5 hrs | 36 V, 310 wet/312 AGM Ah C20 - Up to 3.5 hrs / 36 V, 420 Ah wet C20 - Up to 4.5 hrs |
| Propel speed forward | 5.6 mph (9 km/hr) | 5.6 mph (9 km/hr) | 5.6 mph (9 km/hr) |
| Propel speed reverse | 2.6 mph (4.2 km/hr) | 2.6 mph (4.2 km/hr) | 2.6 mph (4.2 km/hr) |
| Propel motor (peak) | 1.6 hp (1.2 kW) | 1.6 hp (1.2 kW) | 1.6 hp (1.2 kW) |

Rider Floor Scrubbers










| Technical specifications | SC6000 36C ECOFLEX 310AH OBC | SC6000 36C 312 AH AGM OBC | SC6000 36C ECOFL 312AH AGM OBC |
|--|---|---|---|
| Sound level | 69 dB A | 69 dB A | 69 dB A |
| Min. aisle turn (cm) | 79.5 in (202 cm) | 79.5 in (202 cm) | 79.5 in (202 cm) |
| Debris hopper capacity ft³ (l) | 0.43 cu ft (12.2 L) | 0.43 cu ft (12.2 L) | 0.43 cu ft (12.2 L) |
| Brush size in (cm) | 36 x 7.1 in (102 x 18 cm) | 36 x 7.1 in (102 x 18 cm) | 36 x 7.1 in (102 x 18 cm) |
| Scrub deck type | Cylindrical | Cylindrical | Cylindrical |
| Gross vehicle weight lbs (kg) | 2,359 lb (1,070 kg) | 2,359 lb (1,070 kg) | 2,359 lb (1,070 kg) |
| Empty weight | 1,784 lb (810 kg) | 1,784 lb (810 kg) | 1,784 lb (810 kg) |
| Propulsion system | Variable speed AC brushless drive | Variable speed AC brushless drive | Variable speed AC brushless drive |
| Gradeability transport % (DEG) | 7 | 7 | 7 |
| Gradeability working % (DEG) | 12.2% (7 degrees) Scrubbing | 12.2% (7 degrees) Scrubbing | 12.2% (7 degrees) Scrubbing |
| Length | 70 in (178 cm) | 70 in (178 cm) | 70 in (178 cm) |
| Width | 46 in (117 cm); 48.5 in (123 cm) w/ Squeegee | 46 in (117 cm); 48.5 in (123 cm) w/ Squeegee | 46 in (117 cm); 48.5 in (123 cm) w/ Squeegee |
| Height | 62.3 in (158 cm) | 62.3 in (158 cm) | 62.3 in (158 cm) |
| Vacuum motor | 0.8 hp (0.6 kW) - dual vac optional | 0.8 hp (0.6 kW) - dual vac optional | 0.8 hp (0.6 kW) - dual vac optional |
| Scrub path | 36 in (91 cm) | 36 in (91 cm) | 36 in (91 cm) |
| Sealed waterlift | Single vac - 57 in (145 cm) / Dual vac - 63 in (160 cm) | Single vac - 57 in (145 cm) / Dual vac - 63 in (160 cm) | Single vac - 57 in (145 cm) / Dual vac - 63 in (160 cm) |
| Max. scrubbing coverage rate per hour | 93,450 sq ft | 93,450 sq ft | 93,450 sq ft |
| Scrub brush speed | 760 rpm | 760 rpm | 760 rpm |
| Brush motor power | 2 x 1 hp (0.8 W) | 2 x 1 hp (0.8 W) | 2 x 1 hp (0.8 W) |
| Sweeping path with optional side broom | 43 in (109 cm) | 43 in (109 cm) | 43 in (109 cm) |
| Solution/recovery tank capacity | 50 gal (190 L) | 50 gal (190 L) | 50 gal (190 L) |
| Battery options / run time | 36 V, 310 wet/312 AGM Ah C20 - Up to 3.5 hrs / 36 V, 420 Ah wet C20 - Up to 4.5 hrs | 36 V, 310 wet/312 AGM Ah C20 - Up to 3.5 hrs / 36 V, 420 Ah wet C20 - Up to 4.5 hrs | 36 V, 310 wet/312 AGM Ah C20 - Up to 3.5 hrs / 36 V, 420 Ah wet C20 - Up to 4.5 hrs |
| Propel speed forward | 5.6 mph (9 km/hr) | 5.6 mph (9 km/hr) | 5.6 mph (9 km/hr) |
| Propel speed reverse | 2.6 mph (4.2 km/hr) | 2.6 mph (4.2 km/hr) | 2.6 mph (4.2 km/hr) |
| Propel motor (peak) | 1.6 hp (1.2 kW) | 1.6 hp (1.2 kW) | 1.6 hp (1.2 kW) |

Rider Floor Scrubbers












| Technical specifications | SC6000 36C 310 AH SC | SC6000 36C ECOFLEX 310 AH SC |
|--|---|---|
| Sound level | 69 dB A | 69 dB A |
| Min. aisle turn (cm) | 79.5 in (202 cm) | 79.5 in (202 cm) |
| Debris hopper capacity ft³ (l) | 0.43 cu ft (12.2 L) | 0.43 cu ft (12.2 L) |
| Brush size in (cm) | 36 x 7.1 in (102 x 18 cm) | 36 x 7.1 in (102 x 18 cm) |
| Scrub deck type | Cylindrical | Cylindrical |
| Gross vehicle weight lbs (kg) | 2,359 lb (1,070 kg) | 2,359 lb (1,070 kg) |
| Empty weight | 1,784 lb (810 kg) | 1,784 lb (810 kg) |
| Propulsion system | Variable speed AC brushless drive | Variable speed AC brushless drive |
| Gradeability transport % (DEG) | 7 | 7 |
| Gradeability working % (DEG) | 12.2% (7 degrees) Scrubbing | 12.2% (7 degrees) Scrubbing |
| Length | 70 in (178 cm) | 70 in (178 cm) |
| Width | 46 in (117 cm); 48.5 in (123 cm) w/ Squeegee | 46 in (117 cm); 48.5 in (123 cm) w/ Squeegee |
| Height | 62.3 in (158 cm) | 62.3 in (158 cm) |
| Vacuum motor | 0.8 hp (0.6 kW) - dual vac optional | 0.8 hp (0.6 kW) - dual vac optional |
| Scrub path | 36 in (91 cm) | 36 in (91 cm) |
| Sealed waterlift | Single vac - 57 in (145 cm) / Dual vac - 63 in (160 cm) | Single vac - 57 in (145 cm) / Dual vac - 63 in (160 cm) |
| Max. scrubbing coverage rate per hour | 93,450 sq ft | 93,450 sq ft |
| Scrub brush speed | 760 rpm | 760 rpm |
| Brush motor power | 2 x 1 hp (0.8 W) | 2 x 1 hp (0.8 W) |
| Sweeping path with optional side broom | 43 in (109 cm) | 43 in (109 cm) |
| Solution/recovery tank capacity | 50 gal (190 L) | 50 gal (190 L) |
| Battery options / run time | 36 V, 310 wet/312 AGM Ah C20 - Up to 3.5 hrs / 36 V, 420 Ah wet C20 - Up to 4.5 hrs | 36 V, 310 wet/312 AGM Ah C20 - Up to 3.5 hrs / 36 V, 420 Ah wet C20 - Up to 4.5 hrs |
| Propel speed forward | 5.6 mph (9 km/hr) | 5.6 mph (9 km/hr) |
| Propel speed reverse | 2.6 mph (4.2 km/hr) | 2.6 mph (4.2 km/hr) |
| Propel motor (peak) | 1.6 hp (1.2 kW) | 1.6 hp (1.2 kW) |

Rider Floor Scrubbers












● Standard equipment, ○ Supplementary accessories, □ Mountable equipment

| Accessories | | Ref. no. | Min. required | SC6000 40D | SC6000 34D | SC6000 34D 420 AH SC |
|---|---|----------|------------------|------------|------------|-------------------------|
| Ecoflex System | | | | | | |
|  | ECOFLEX BOTTLE ASSY | 56104190 | 0 | | | |
| Battery Wet | | | | | | |
| | BATTERY 6V 420AH WET | 56388582 | 0 | | | ● |
| | Battery -6v 310 Ah wet (use shelf 25A o | 56391391 | 0 | | | |
| Other | | | | | | |
|  | ARM REST KIT-R/H ONLY | 56383189 | 0 | ○ | ○ | ○ |
| | BACK-UP ALARM KIT | 56116351 | 0 | ○ | ○ | ○ |
|  | BEACON KIT | 56116352 | 0 | ○ | ○ | ○ |
|  | BROOM 180X400MM POLYPROPYLENE | 56116858 | 0 | | | |
|  | BUMPER KIT-HEAVY DUTY-FRONT | 56116359 | 0 | ○ | ○ | ○ |
| | CAP NOZZLE | 56507908 | 0 | ○ | ○ | ○ |
|  | DELUXE SEAT KIT | 56116366 | 0 | ○ | ○ | ○ |
|  | DRAIN HOSE EXTENSION | 56601410 | 0 | ○ | ○ | ○ |
|  | DUAL VACUUM MOTOR KIT | 56116370 | 0 | ○ | ○ | ○ |
|  | DUST GUARD KIT | 56116513 | 0 | ○ | ○ | ○ |
| | ES KIT | 56118079 | 0 | ○ | ○ | ○ |












Rider Floor Scrubbers

| Accessories | | Ref. no. | Min. required | SC6000 40D | SC6000 34D | SC6000 34D 420 AH SC |
|---|------------------------------|----------|------------------|------------|------------|-------------------------|
|  | FOOT GUARD KIT | 56116364 | 0 | ○ | ○ | ○ |
|  | MOP HOLDER KIT | 56116619 | 0 | ○ | ○ | ○ |
|  | NOZZLE SPRAY | 56508450 | 0 | ○ | ○ | ○ |
| | NOZZLE SPRAY .10 | 56508709 | 0 | ○ | ○ | ○ |
|  | OVERHEAD GUARD KIT | 56116152 | 0 | ○ | ○ | ○ |
|  | OVERHEAD GUARD KIT-SHORT | 56116686 | 0 | ○ | ○ | ○ |
|  | PAD RETAINER | 56505195 | 0 | ○ | ○ | ○ |
|  | SEAT BELT KIT- STANDARD SEAT | 56383455 | 0 | ○ | ○ | ○ |
|  | SIDE SWEEP KIT | 56116280 | 0 | ○ | ○ | ○ |
|  | SOLUTION AUTO FILL KIT | 56116358 | 0 | ○ | ○ | ○ |
| | SQUEEGEE GUARD KIT | 56116361 | 0 | ○ | ○ | ○ |
|  | STRAINER CHECK VALVE 5 PSI | 56507916 | 0 | ○ | ○ | ○ |
| | USB KIT | 56116856 | 0 | ○ | ○ | ○ |
|  | VACUUM WAND KIT | 56116355 | 0 | ○ | ○ | ○ |











Rider Floor Scrubbers

| Accessories | | Ref. no. | Min. required | SC6000 40D | SC6000 34D | SC6000 34D 420 AH SC |
|---|-------------------------------|----------|------------------|------------|------------|-------------------------|
|  | WASH HOSE KIT | 56116512 | 0 | ○ | ○ | ○ |
| Pad Holder | | | | | | |
|  | PAD HOLDER-17 3 LUG | 56505780 | 0 | | ○ | ○ |
|  | PAD HOLDER-20 3 LUG | 56505790 | 0 | ○ | | |
| Disc Brush 430 mm | | | | | | |
|  | DISC BRUSH-17 AGLITE 500 Ø430 | 56505783 | 0 | | ○ | ○ |
|  | DISC BRUSH-17 DYNAGRIT 3 LUG | 56505782 | 0 | | ○ | ○ |
|  | DISC BRUSH-17 MAGNAGRIT 3 LUG | 56505781 | 0 | | ○ | ○ |
|  | DISC BRUSH-17 MIDGRIT 3 LUG | 56505787 | 0 | | ○ | ○ |
|  | DISC BRUSH-17 MIDLITE 3 LUG | 56505788 | 0 | | ○ | ● |
|  | DISC BRUSH-17 PROLENE 3 LUG | 56505784 | 0 | | ○ | ○ |
|  | DISC BRUSH-17 PROLITE 3 LUG | 56505785 | 0 | | ○ | ○ |
|  | DISC BRUSH-17 UNION MIX 3 LUG | 56505786 | 0 | | ○ | ○ |
| Disc Brush 510 mm | | | | | | |

Rider Floor Scrubbers










| Accessories | | Ref. no. | Min. required | SC6000 40D | SC6000 34D | SC6000 34D 420 AH SC |
|---|--|----------|------------------|------------|------------|-------------------------|
|  | DISC BRUSH-20 AGLITE 3 LUG | 56505793 | 0 | ○ | | |
|  | DISC BRUSH-20 DYNA GRIT 3 LUG | 56505792 | 0 | ○ | | |
|  | DISC BRUSH-20 MAGNAGRIT 3 LUG | 56505791 | 0 | ○ | | |
|  | DISC BRUSH-20 MIDGRIT 3 LUG | 56505797 | 0 | ○ | | |
|  | DISC BRUSH-20 MIDLITE 3 LUG | 56505798 | 0 | ○ | | |
|  | DISC BRUSH-20 PROLENE 3 LUG | 56505794 | 0 | ○ | | |
|  | DISC BRUSH-20 PROLITE 3 LUG | 56505795 | 0 | ○ | | |
|  | DISC BRUSH-20 UNION MIX 3 LUG | 56505796 | 0 | ○ | | |
| Battery | | | | | | |
| | Battery-6v 312 Ah AGM Use shelf 25A or O | 56112546 | 0 | | | |
| Squeegee Blade | | | | | | |
|  | SQUEEGEE BLADE KIT- LINATEX K | 56116705 | 0 | ○ | | |
|  | SQUEEGEE BLADE KIT-LINATEX J | 56116704 | 0 | | ○ | ○ |
|  | SQUEEGEE BLADE KIT-PU J | 56116707 | 0 | | ○ | ○ |

Rider Floor Scrubbers












| Accessories | | Ref. no. | Min. required | SC6000 40D | SC6000 34D | SC6000 34D 420 AH SC |
|--|--------------------------------|----------|------------------|------------|------------|-------------------------|
|  | SQUEEGEE BLADE KIT-PU K | 56116708 | 0 | ○ | | |
| Squeegee, Blade, Skirt and Splash Guard | | | | | | |
|  | SIDE BLADE KIT-LINATEX | 56116706 | 0 | ○ | ○ | ○ |
|  | SIDE BLADE KIT-PU | 56116709 | 0 | ○ | ○ | ○ |
| Light Option | | | | | | |
|  | HEADLIGHT KIT | 56116371 | 0 | ○ | ○ | ○ |
| Battery and Charger | | | | | | |
|  | BATTERY WATERING KIT-36V | 56116614 | 0 | ○ | ○ | ○ |
| Brush Cylindrical | | | | | | |
|  | BRUSH-CYL-80 GRIT-BLACK-7IN | 56116045 | 0 | | | |
|  | BRUSH-CYL-180 GRIT-BLUE-7IN | 56116044 | 0 | | | |
|  | BRUSH-CYL-HARD NYL-NATURAL-7IN | 56116043 | 0 | | | |
|  | BRUSH-CYL-POLYPRO-RED-7IN | 56116047 | 0 | | | |
|  | BRUSH-CYL-SOFT NYL-YELLOW-7IN | 56116046 | 0 | | | |
| On-Board Charger | | | | | | |
| | ONBOARD CHARGER KIT-AMERICAS | 56116357 | 0 | | | |

Rider Floor Scrubbers












● Standard equipment, ○ Supplementary accessories, □ Mountable equipment

| Accessories | Ref. no. | Min. required | SC6000 34D ECOFLEX 420 AH SC | SC6000 34D 310 AH SC | SC6000 34D ECOFLEX 310 AH SC |
|---|---|------------------|------------------------------------|-------------------------|------------------------------------|
| Ecoflex System | | | | | |
|  | ECOFLEX BOTTLE ASSY | 56104190 | 0 | ● | ● |
| Battery Wet | | | | | |
| | BATTERY 6V 420AH WET | 56388582 | 0 | ● | |
| | Battery -6v 310 Ah wet (use shelf 25A o | 56391391 | 0 | | ● |
| Other | | | | | |
|  | ARM REST KIT-R/H ONLY | 56383189 | 0 | ○ | ○ |
| | BACK-UP ALARM KIT | 56116351 | 0 | ○ | ○ |
|  | BEACON KIT | 56116352 | 0 | ○ | ○ |
|  | BROOM 180X400MM POLYPROPYLENE | 56116858 | 0 | | |
|  | BUMPER KIT-HEAVY DUTY-FRONT | 56116359 | 0 | ○ | ○ |
| | CAP NOZZLE | 56507908 | 0 | ○ | ○ |
|  | DELUXE SEAT KIT | 56116366 | 0 | ○ | ○ |
|  | DRAIN HOSE EXTENSION | 56601410 | 0 | ○ | ○ |
|  | DUAL VACUUM MOTOR KIT | 56116370 | 0 | ○ | ○ |
|  | DUST GUARD KIT | 56116513 | 0 | ○ | ○ |
| | ES KIT | 56118079 | 0 | ○ | ○ |












Rider Floor Scrubbers

| Accessories | | Ref. no. | Min. required | SC6000 34D ECOFLEX 420 AH SC | SC6000 34D 310 AH SC | SC6000 34D ECOFLEX 310 AH SC |
|---|------------------------------|----------|------------------|------------------------------------|-------------------------|------------------------------------|
|  | FOOT GUARD KIT | 56116364 | 0 | ○ | ○ | ○ |
|  | MOP HOLDER KIT | 56116619 | 0 | ○ | ○ | ○ |
|  | NOZZLE SPRAY | 56508450 | 0 | ○ | ○ | ○ |
| | NOZZLE SPRAY .10 | 56508709 | 0 | ○ | ○ | ○ |
|  | OVERHEAD GUARD KIT | 56116152 | 0 | ○ | ○ | ○ |
|  | OVERHEAD GUARD KIT-SHORT | 56116686 | 0 | ○ | ○ | ○ |
|  | PAD RETAINER | 56505195 | 0 | ○ | ○ | ○ |
|  | SEAT BELT KIT- STANDARD SEAT | 56383455 | 0 | ○ | ○ | ○ |
|  | SIDE SWEEP KIT | 56116280 | 0 | ○ | ○ | ○ |
|  | SOLUTION AUTO FILL KIT | 56116358 | 0 | ○ | ○ | ○ |
| | SQUEEGEE GUARD KIT | 56116361 | 0 | ○ | ○ | ○ |
|  | STRAINER CHECK VALVE 5 PSI | 56507916 | 0 | ○ | ○ | ○ |
| | USB KIT | 56116856 | 0 | ○ | ○ | ○ |
|  | VACUUM WAND KIT | 56116355 | 0 | ○ | ○ | ○ |











Rider Floor Scrubbers

| Accessories | | Ref. no. | Min. required | SC6000 34D ECOFLEX 420 AH SC | SC6000 34D 310 AH SC | SC6000 34D ECOFLEX 310 AH SC |
|---|-------------------------------|----------|------------------|------------------------------------|-------------------------|------------------------------------|
|  | WASH HOSE KIT | 56116512 | 0 | ○ | ○ | ○ |
| Pad Holder | | | | | | |
|  | PAD HOLDER-17 3 LUG | 56505780 | 0 | ○ | ○ | ○ |
|  | PAD HOLDER-20 3 LUG | 56505790 | 0 | | | |
| Disc Brush 430 mm | | | | | | |
|  | DISC BRUSH-17 AGLITE 500 Ø430 | 56505783 | 0 | ○ | ○ | ○ |
|  | DISC BRUSH-17 DYNAGRIT 3 LUG | 56505782 | 0 | ○ | ○ | ○ |
|  | DISC BRUSH-17 MAGNAGRIT 3 LUG | 56505781 | 0 | ○ | ○ | ○ |
|  | DISC BRUSH-17 MIDGRIT 3 LUG | 56505787 | 0 | ○ | ○ | ○ |
|  | DISC BRUSH-17 MIDLITE 3 LUG | 56505788 | 0 | ● | ● | ● |
|  | DISC BRUSH-17 PROLENE 3 LUG | 56505784 | 0 | ○ | ○ | ○ |
|  | DISC BRUSH-17 PROLITE 3 LUG | 56505785 | 0 | ○ | ○ | ○ |
|  | DISC BRUSH-17 UNION MIX 3 LUG | 56505786 | 0 | ○ | ○ | ○ |
| Disc Brush 510 mm | | | | | | |

Rider Floor Scrubbers










| Accessories | | Ref. no. | Min. required | SC6000 34D ECOFLEX 420 AH SC | SC6000 34D 310 AH SC | SC6000 34D ECOFLEX 310 AH SC |
|---|--|----------|------------------|------------------------------------|-------------------------|------------------------------------|
|  | DISC BRUSH-20 AGLITE 3 LUG | 56505793 | 0 | | | |
|  | DISC BRUSH-20 DYNA GRIT 3 LUG | 56505792 | 0 | | | |
|  | DISC BRUSH-20 MAGNAGRIT 3 LUG | 56505791 | 0 | | | |
|  | DISC BRUSH-20 MIDGRIT 3 LUG | 56505797 | 0 | | | |
|  | DISC BRUSH-20 MIDLITE 3 LUG | 56505798 | 0 | | | |
|  | DISC BRUSH-20 PROLENE 3 LUG | 56505794 | 0 | | | |
|  | DISC BRUSH-20 PROLITE 3 LUG | 56505795 | 0 | | | |
|  | DISC BRUSH-20 UNION MIX 3 LUG | 56505796 | 0 | | | |
| Battery | | | | | | |
| | Battery-6v 312 Ah AGM Use shelf 25A or O | 56112546 | 0 | | | |
| Squeegee Blade | | | | | | |
|  | SQUEEGEE BLADE KIT- LINATEX K | 56116705 | 0 | | | |
|  | SQUEEGEE BLADE KIT-LINATEX J | 56116704 | 0 | ○ | ○ | ○ |
|  | SQUEEGEE BLADE KIT-PU J | 56116707 | 0 | ○ | ○ | ○ |

Rider Floor Scrubbers












| Accessories | | Ref. no. | Min. required | SC6000 34D ECOFLEX 420 AH SC | SC6000 34D 310 AH SC | SC6000 34D ECOFLEX 310 AH SC |
|--|--------------------------------|----------|------------------|------------------------------------|-------------------------|------------------------------------|
|  | SQUEEGEE BLADE KIT-PU K | 56116708 | 0 | | | |
| Squeegee, Blade, Skirt and Splash Guard | | | | | | |
|  | SIDE BLADE KIT-LINATEX | 56116706 | 0 | ○ | ○ | ○ |
|  | SIDE BLADE KIT-PU | 56116709 | 0 | ○ | ○ | ○ |
| Light Option | | | | | | |
|  | HEADLIGHT KIT | 56116371 | 0 | ○ | ○ | ○ |
| Battery and Charger | | | | | | |
|  | BATTERY WATERING KIT-36V | 56116614 | 0 | ○ | ○ | ○ |
| Brush Cylindrical | | | | | | |
|  | BRUSH-CYL-80 GRIT-BLACK-7IN | 56116045 | 0 | | | |
|  | BRUSH-CYL-180 GRIT-BLUE-7IN | 56116044 | 0 | | | |
|  | BRUSH-CYL-HARD NYL-NATURAL-7IN | 56116043 | 0 | | | |
|  | BRUSH-CYL-POLYPRO-RED-7IN | 56116047 | 0 | | | |
|  | BRUSH-CYL-SOFT NYL-YELLOW-7IN | 56116046 | 0 | | | |
| On-Board Charger | | | | | | |
| | ONBOARD CHARGER KIT-AMERICAS | 56116357 | 0 | | | |

Rider Floor Scrubbers












● Standard equipment, ○ Supplementary accessories, □ Mountable equipment

| Accessories | | Ref. no. | Min. required | SC6000 34D 310 AH OBC | SC6000 34D ECOFLEX 310 AH OBC | SC6000 34D 312 AH AGM OBC |
|---|---|----------|------------------|--------------------------|-------------------------------------|---------------------------------|
| Ecoflex System | | | | | | |
|  | ECOFLEX BOTTLE ASSY | 56104190 | 0 | ● | ● | |
| Battery Wet | | | | | | |
| | BATTERY 6V 420AH WET | 56388582 | 0 | | | |
| | Battery -6v 310 Ah wet (use shelf 25A o | 56391391 | 0 | ● | ● | |
| Other | | | | | | |
|  | ARM REST KIT-R/H ONLY | 56383189 | 0 | ○ | ○ | ○ |
| | BACK-UP ALARM KIT | 56116351 | 0 | ○ | ○ | ○ |
|  | BEACON KIT | 56116352 | 0 | ○ | ○ | ○ |
|  | BROOM 180X400MM POLYPROPYLENE | 56116858 | 0 | | | |
|  | BUMPER KIT-HEAVY DUTY-FRONT | 56116359 | 0 | ○ | ○ | ○ |
| | CAP NOZZLE | 56507908 | 0 | ○ | ○ | ○ |
|  | DELUXE SEAT KIT | 56116366 | 0 | ○ | ○ | ○ |
|  | DRAIN HOSE EXTENSION | 56601410 | 0 | ○ | ○ | ○ |
|  | DUAL VACUUM MOTOR KIT | 56116370 | 0 | ○ | ○ | ○ |
|  | DUST GUARD KIT | 56116513 | 0 | ○ | ○ | ○ |
| | ES KIT | 56118079 | 0 | ○ | ○ | ○ |












Rider Floor Scrubbers

| Accessories | | Ref. no. | Min. required | SC6000 34D 310 AH OBC | SC6000 34D ECOFLEX 310 AH OBC | SC6000 34D 312 AH AGM OBC |
|---|------------------------------|----------|------------------|--------------------------|-------------------------------------|---------------------------------|
|  | FOOT GUARD KIT | 56116364 | 0 | ○ | ○ | ○ |
|  | MOP HOLDER KIT | 56116619 | 0 | ○ | ○ | ○ |
|  | NOZZLE SPRAY | 56508450 | 0 | ○ | ○ | ○ |
| | NOZZLE SPRAY .10 | 56508709 | 0 | ○ | ○ | ○ |
|  | OVERHEAD GUARD KIT | 56116152 | 0 | ○ | ○ | ○ |
|  | OVERHEAD GUARD KIT-SHORT | 56116686 | 0 | ○ | ○ | ○ |
|  | PAD RETAINER | 56505195 | 0 | ○ | ○ | ○ |
|  | SEAT BELT KIT- STANDARD SEAT | 56383455 | 0 | ○ | ○ | ○ |
|  | SIDE SWEEP KIT | 56116280 | 0 | ○ | ○ | ○ |
|  | SOLUTION AUTO FILL KIT | 56116358 | 0 | ○ | ○ | ○ |
| | SQUEEGEE GUARD KIT | 56116361 | 0 | ○ | ○ | ○ |
|  | STRAINER CHECK VALVE 5 PSI | 56507916 | 0 | ○ | ○ | ○ |
| | USB KIT | 56116856 | 0 | ○ | ○ | ○ |
|  | VACUUM WAND KIT | 56116355 | 0 | ○ | ○ | ○ |











Rider Floor Scrubbers

| Accessories | | Ref. no. | Min. required | SC6000 34D 310 AH OBC | SC6000 34D ECOFLEX 310 AH OBC | SC6000 34D 312 AH AGM OBC |
|---|-------------------------------|----------|------------------|--------------------------|-------------------------------------|---------------------------------|
|  | WASH HOSE KIT | 56116512 | 0 | ○ | ○ | ○ |
| Pad Holder | | | | | | |
|  | PAD HOLDER-17 3 LUG | 56505780 | 0 | ○ | ○ | ○ |
|  | PAD HOLDER-20 3 LUG | 56505790 | 0 | | | |
| Disc Brush 430 mm | | | | | | |
|  | DISC BRUSH-17 AGLITE 500 Ø430 | 56505783 | 0 | ○ | ○ | ○ |
|  | DISC BRUSH-17 DYNAGRIT 3 LUG | 56505782 | 0 | ○ | ○ | ○ |
|  | DISC BRUSH-17 MAGNAGRIT 3 LUG | 56505781 | 0 | ○ | ○ | ○ |
|  | DISC BRUSH-17 MIDGRIT 3 LUG | 56505787 | 0 | ○ | ○ | ○ |
|  | DISC BRUSH-17 MIDLITE 3 LUG | 56505788 | 0 | ● | ● | ● |
|  | DISC BRUSH-17 PROLENE 3 LUG | 56505784 | 0 | ○ | ○ | ○ |
|  | DISC BRUSH-17 PROLITE 3 LUG | 56505785 | 0 | ○ | ○ | ○ |
|  | DISC BRUSH-17 UNION MIX 3 LUG | 56505786 | 0 | ○ | ○ | ○ |
| Disc Brush 510 mm | | | | | | |

Rider Floor Scrubbers










| Accessories | | Ref. no. | Min. required | SC6000 34D 310 AH OBC | SC6000 34D ECOFLEX 310 AH OBC | SC6000 34D 312 AH AGM OBC |
|---|--|----------|------------------|--------------------------|-------------------------------------|---------------------------------|
|  | DISC BRUSH-20 AGLITE 3 LUG | 56505793 | 0 | | | |
|  | DISC BRUSH-20 DYNA GRIT 3 LUG | 56505792 | 0 | | | |
|  | DISC BRUSH-20 MAGNAGRIT 3 LUG | 56505791 | 0 | | | |
|  | DISC BRUSH-20 MIDGRIT 3 LUG | 56505797 | 0 | | | |
|  | DISC BRUSH-20 MIDLITE 3 LUG | 56505798 | 0 | | | |
|  | DISC BRUSH-20 PROLENE 3 LUG | 56505794 | 0 | | | |
|  | DISC BRUSH-20 PROLITE 3 LUG | 56505795 | 0 | | | |
|  | DISC BRUSH-20 UNION MIX 3 LUG | 56505796 | 0 | | | |
| Battery | | | | | | |
| | Battery-6v 312 Ah AGM Use shelf 25A or O | 56112546 | 0 | | | • |
| Squeegee Blade | | | | | | |
|  | SQUEEGEE BLADE KIT- LINATEX K | 56116705 | 0 | | | |
|  | SQUEEGEE BLADE KIT-LINATEX J | 56116704 | 0 | ○ | ○ | ○ |
|  | SQUEEGEE BLADE KIT-PU J | 56116707 | 0 | ○ | ○ | ○ |

Rider Floor Scrubbers












| Accessories | | Ref. no. | Min. required | SC6000 34D 310 AH OBC | SC6000 34D ECOFLEX 310 AH OBC | SC6000 34D 312 AH AGM OBC |
|--|--------------------------------|----------|------------------|--------------------------|-------------------------------------|---------------------------------|
|  | SQUEEGEE BLADE KIT-PU K | 56116708 | 0 | | | |
| Squeegee, Blade, Skirt and Splash Guard | | | | | | |
|  | SIDE BLADE KIT-LINATEX | 56116706 | 0 | ○ | ○ | ○ |
|  | SIDE BLADE KIT-PU | 56116709 | 0 | ○ | ○ | ○ |
| Light Option | | | | | | |
|  | HEADLIGHT KIT | 56116371 | 0 | ○ | ○ | ○ |
| Battery and Charger | | | | | | |
|  | BATTERY WATERING KIT-36V | 56116614 | 0 | ○ | ○ | ○ |
| Brush Cylindrical | | | | | | |
|  | BRUSH-CYL-80 GRIT-BLACK-7IN | 56116045 | 0 | | | |
|  | BRUSH-CYL-180 GRIT-BLUE-7IN | 56116044 | 0 | | | |
|  | BRUSH-CYL-HARD NYL-NATURAL-7IN | 56116043 | 0 | | | |
|  | BRUSH-CYL-POLYPRO-RED-7IN | 56116047 | 0 | | | |
|  | BRUSH-CYL-SOFT NYL-YELLOW-7IN | 56116046 | 0 | | | |
| On-Board Charger | | | | | | |
| | ONBOARD CHARGER KIT-AMERICAS | 56116357 | 0 | | ● | |

Rider Floor Scrubbers












● Standard equipment, ○ Supplementary accessories, □ Mountable equipment

| Accessories | | Ref. no. | Min. required | SC6000 34D ECOFL 312AH AGM OBC | SC6000 40D 420 AH SC | SC6000 40D ECOFLEX 420 AH SC |
|---|---|----------|------------------|--------------------------------------|-------------------------|------------------------------------|
| Ecoflex System | | | | | | |
|  | ECOFLEX BOTTLE ASSY | 56104190 | 0 | ● | | ● |
| Battery Wet | | | | | | |
| | BATTERY 6V 420AH WET | 56388582 | 0 | | ● | ● |
| | Battery -6v 310 Ah wet (use shelf 25A o | 56391391 | 0 | | | |
| Other | | | | | | |
|  | ARM REST KIT-R/H ONLY | 56383189 | 0 | ○ | ○ | ○ |
| | BACK-UP ALARM KIT | 56116351 | 0 | ○ | ○ | ○ |
|  | BEACON KIT | 56116352 | 0 | ○ | ○ | ○ |
|  | BROOM 180X400MM POLYPROPYLENE | 56116858 | 0 | | | |
|  | BUMPER KIT-HEAVY DUTY-FRONT | 56116359 | 0 | ○ | ○ | ○ |
| | CAP NOZZLE | 56507908 | 0 | ○ | ○ | ○ |
|  | DELUXE SEAT KIT | 56116366 | 0 | ○ | ○ | ○ |
|  | DRAIN HOSE EXTENSION | 56601410 | 0 | ○ | ○ | ○ |
|  | DUAL VACUUM MOTOR KIT | 56116370 | 0 | ○ | ○ | ○ |
|  | DUST GUARD KIT | 56116513 | 0 | ○ | ○ | ○ |
| | ES KIT | 56118079 | 0 | ○ | ○ | ○ |












Rider Floor Scrubbers

| Accessories | | Ref. no. | Min. required | SC6000 34D ECOFL 312AH AGM OBC | SC6000 40D 420 AH SC | SC6000 40D ECOFLEX 420 AH SC |
|---|------------------------------|----------|------------------|--------------------------------------|-------------------------|------------------------------------|
|  | FOOT GUARD KIT | 56116364 | 0 | ○ | ○ | ○ |
|  | MOP HOLDER KIT | 56116619 | 0 | ○ | ○ | ○ |
|  | NOZZLE SPRAY | 56508450 | 0 | ○ | ○ | ○ |
| | NOZZLE SPRAY .10 | 56508709 | 0 | ○ | ○ | ○ |
|  | OVERHEAD GUARD KIT | 56116152 | 0 | ○ | ○ | ○ |
|  | OVERHEAD GUARD KIT-SHORT | 56116686 | 0 | ○ | ○ | ○ |
|  | PAD RETAINER | 56505195 | 0 | ○ | ○ | ○ |
|  | SEAT BELT KIT- STANDARD SEAT | 56383455 | 0 | ○ | ○ | ○ |
|  | SIDE SWEEP KIT | 56116280 | 0 | ○ | ○ | ○ |
|  | SOLUTION AUTO FILL KIT | 56116358 | 0 | ○ | ○ | ○ |
| | SQUEEGEE GUARD KIT | 56116361 | 0 | ○ | ○ | ○ |
|  | STRAINER CHECK VALVE 5 PSI | 56507916 | 0 | ○ | ○ | ○ |
| | USB KIT | 56116856 | 0 | ○ | ○ | ○ |
|  | VACUUM WAND KIT | 56116355 | 0 | ○ | ○ | ○ |











Rider Floor Scrubbers

| Accessories | | Ref. no. | Min. required | SC6000 34D ECOFL 312AH AGM OBC | SC6000 40D 420 AH SC | SC6000 40D ECOFLEX 420 AH SC |
|---|-------------------------------|----------|------------------|--------------------------------------|-------------------------|------------------------------------|
|  | WASH HOSE KIT | 56116512 | 0 | ○ | ○ | ○ |
| Pad Holder | | | | | | |
|  | PAD HOLDER-17 3 LUG | 56505780 | 0 | ○ | | |
|  | PAD HOLDER-20 3 LUG | 56505790 | 0 | | ○ | ○ |
| Disc Brush 430 mm | | | | | | |
|  | DISC BRUSH-17 AGLITE 500 Ø430 | 56505783 | 0 | ○ | | |
|  | DISC BRUSH-17 DYNAGRIT 3 LUG | 56505782 | 0 | ○ | | |
|  | DISC BRUSH-17 MAGNAGRIT 3 LUG | 56505781 | 0 | ○ | | |
|  | DISC BRUSH-17 MIDGRIT 3 LUG | 56505787 | 0 | ○ | | |
|  | DISC BRUSH-17 MIDLITE 3 LUG | 56505788 | 0 | ● | | |
|  | DISC BRUSH-17 PROLENE 3 LUG | 56505784 | 0 | ○ | | |
|  | DISC BRUSH-17 PROLITE 3 LUG | 56505785 | 0 | ○ | | |
|  | DISC BRUSH-17 UNION MIX 3 LUG | 56505786 | 0 | ○ | | |
| Disc Brush 510 mm | | | | | | |

Rider Floor Scrubbers










| Accessories | | Ref. no. | Min. required | SC6000 34D ECOFL 312AH AGM OBC | SC6000 40D 420 AH SC | SC6000 40D ECOFLEX 420 AH SC |
|---|--|----------|------------------|--------------------------------------|-------------------------|------------------------------------|
|  | DISC BRUSH-20 AGLITE 3 LUG | 56505793 | 0 | | ○ | ○ |
|  | DISC BRUSH-20 DYNA GRIT 3 LUG | 56505792 | 0 | | ○ | ○ |
|  | DISC BRUSH-20 MAGNAGRIT 3 LUG | 56505791 | 0 | | ○ | ○ |
|  | DISC BRUSH-20 MIDGRIT 3 LUG | 56505797 | 0 | | ○ | ○ |
|  | DISC BRUSH-20 MIDLITE 3 LUG | 56505798 | 0 | | ● | ● |
|  | DISC BRUSH-20 PROLENE 3 LUG | 56505794 | 0 | | ○ | ○ |
|  | DISC BRUSH-20 PROLITE 3 LUG | 56505795 | 0 | | ○ | ○ |
|  | DISC BRUSH-20 UNION MIX 3 LUG | 56505796 | 0 | | ○ | ○ |
| Battery | | | | | | |
| | Battery-6v 312 Ah AGM Use shelf 25A or O | 56112546 | 0 | ● | | |
| Squeegee Blade | | | | | | |
|  | SQUEEGEE BLADE KIT- LINATEX K | 56116705 | 0 | | ○ | ○ |
|  | SQUEEGEE BLADE KIT-LINATEX J | 56116704 | 0 | ○ | | |
|  | SQUEEGEE BLADE KIT-PU J | 56116707 | 0 | ○ | | |

Rider Floor Scrubbers












| Accessories | | Ref. no. | Min. required | SC6000 34D ECOFL 312AH AGM OBC | SC6000 40D 420 AH SC | SC6000 40D ECOFLEX 420 AH SC |
|--|--------------------------------|----------|------------------|--------------------------------------|-------------------------|------------------------------------|
|  | SQUEEGEE BLADE KIT-PU K | 56116708 | 0 | | ○ | ○ |
| Squeegee, Blade, Skirt and Splash Guard | | | | | | |
|  | SIDE BLADE KIT-LINATEX | 56116706 | 0 | ○ | ○ | ○ |
|  | SIDE BLADE KIT-PU | 56116709 | 0 | ○ | ○ | ○ |
| Light Option | | | | | | |
|  | HEADLIGHT KIT | 56116371 | 0 | ○ | ○ | ○ |
| Battery and Charger | | | | | | |
|  | BATTERY WATERING KIT-36V | 56116614 | 0 | ○ | ○ | ○ |
| Brush Cylindrical | | | | | | |
|  | BRUSH-CYL-80 GRIT-BLACK-7IN | 56116045 | 0 | | | |
|  | BRUSH-CYL-180 GRIT-BLUE-7IN | 56116044 | 0 | | | |
|  | BRUSH-CYL-HARD NYL-NATURAL-7IN | 56116043 | 0 | | | |
|  | BRUSH-CYL-POLYPRO-RED-7IN | 56116047 | 0 | | | |
|  | BRUSH-CYL-SOFT NYL-YELLOW-7IN | 56116046 | 0 | | | |
| On-Board Charger | | | | | | |
| | ONBOARD CHARGER KIT-AMERICAS | 56116357 | 0 | ● | | |

Rider Floor Scrubbers












● Standard equipment, ○ Supplementary accessories, □ Mountable equipment

| Accessories | | Ref. no. | Min. required | SC6000 40D 310 AH SC | SC6000 40D 310 AH OBC | SC6000 40D ECOFLEX 310 AH OBC |
|---|---|----------|------------------|-------------------------|--------------------------|-------------------------------------|
| Ecoflex System | | | | | | |
|  | ECOFLEX BOTTLE ASSY | 56104190 | 0 | | ● | ● |
| Battery Wet | | | | | | |
| | BATTERY 6V 420AH WET | 56388582 | 0 | | | |
| | Battery -6v 310 Ah wet (use shelf 25A o | 56391391 | 0 | ● | ● | ● |
| Other | | | | | | |
|  | ARM REST KIT-R/H ONLY | 56383189 | 0 | ○ | ○ | ○ |
| | BACK-UP ALARM KIT | 56116351 | 0 | ○ | ○ | ○ |
|  | BEACON KIT | 56116352 | 0 | ○ | ○ | ○ |
|  | BROOM 180X400MM POLYPROPYLENE | 56116858 | 0 | | | |
|  | BUMPER KIT-HEAVY DUTY-FRONT | 56116359 | 0 | ○ | ○ | ○ |
| | CAP NOZZLE | 56507908 | 0 | ○ | ○ | ○ |
|  | DELUXE SEAT KIT | 56116366 | 0 | ○ | ○ | ○ |
|  | DRAIN HOSE EXTENSION | 56601410 | 0 | ○ | ○ | ○ |
|  | DUAL VACUUM MOTOR KIT | 56116370 | 0 | ○ | ○ | ○ |
|  | DUST GUARD KIT | 56116513 | 0 | ○ | ○ | ○ |
| | ES KIT | 56118079 | 0 | ○ | ○ | ○ |












Rider Floor Scrubbers

| Accessories | | Ref. no. | Min. required | SC6000 40D 310 AH SC | SC6000 40D 310 AH OBC | SC6000 40D ECOFLEX 310 AH OBC |
|---|------------------------------|----------|------------------|-------------------------|--------------------------|-------------------------------------|
|  | FOOT GUARD KIT | 56116364 | 0 | ○ | ○ | ○ |
|  | MOP HOLDER KIT | 56116619 | 0 | ○ | ○ | ○ |
|  | NOZZLE SPRAY | 56508450 | 0 | ○ | ○ | ○ |
| | NOZZLE SPRAY .10 | 56508709 | 0 | ○ | ○ | ○ |
|  | OVERHEAD GUARD KIT | 56116152 | 0 | ○ | ○ | ○ |
|  | OVERHEAD GUARD KIT-SHORT | 56116686 | 0 | ○ | ○ | ○ |
|  | PAD RETAINER | 56505195 | 0 | ○ | ○ | ○ |
|  | SEAT BELT KIT- STANDARD SEAT | 56383455 | 0 | ○ | ○ | ○ |
|  | SIDE SWEEP KIT | 56116280 | 0 | ○ | ○ | ○ |
|  | SOLUTION AUTO FILL KIT | 56116358 | 0 | ○ | ○ | ○ |
| | SQUEEGEE GUARD KIT | 56116361 | 0 | ○ | ○ | ○ |
|  | STRAINER CHECK VALVE 5 PSI | 56507916 | 0 | ○ | ○ | ○ |
| | USB KIT | 56116856 | 0 | ○ | ○ | ○ |
|  | VACUUM WAND KIT | 56116355 | 0 | ○ | ○ | ○ |











Rider Floor Scrubbers

| Accessories | | Ref. no. | Min. required | SC6000 40D 310 AH SC | SC6000 40D 310 AH OBC | SC6000 40D ECOFLEX 310 AH OBC |
|---|-------------------------------|----------|------------------|-------------------------|--------------------------|-------------------------------------|
|  | WASH HOSE KIT | 56116512 | 0 | ○ | ○ | ○ |
| Pad Holder | | | | | | |
|  | PAD HOLDER-17 3 LUG | 56505780 | 0 | | | |
|  | PAD HOLDER-20 3 LUG | 56505790 | 0 | ○ | ○ | ○ |
| Disc Brush 430 mm | | | | | | |
|  | DISC BRUSH-17 AGLITE 500 Ø430 | 56505783 | 0 | | | |
|  | DISC BRUSH-17 DYNAGRIT 3 LUG | 56505782 | 0 | | | |
|  | DISC BRUSH-17 MAGNAGRIT 3 LUG | 56505781 | 0 | | | |
|  | DISC BRUSH-17 MIDGRIT 3 LUG | 56505787 | 0 | | | |
|  | DISC BRUSH-17 MIDLITE 3 LUG | 56505788 | 0 | ● | | |
|  | DISC BRUSH-17 PROLENE 3 LUG | 56505784 | 0 | | | |
|  | DISC BRUSH-17 PROLITE 3 LUG | 56505785 | 0 | | | |
|  | DISC BRUSH-17 UNION MIX 3 LUG | 56505786 | 0 | | | |
| Disc Brush 510 mm | | | | | | |

Rider Floor Scrubbers










| Accessories | | Ref. no. | Min. required | SC6000 40D 310 AH SC | SC6000 40D 310 AH OBC | SC6000 40D ECOFLEX 310 AH OBC |
|---|--|----------|------------------|-------------------------|--------------------------|-------------------------------------|
|  | DISC BRUSH-20 AGLITE 3 LUG | 56505793 | 0 | ○ | ○ | ○ |
|  | DISC BRUSH-20 DYNA GRIT 3 LUG | 56505792 | 0 | ○ | ○ | ○ |
|  | DISC BRUSH-20 MAGNAGRIT 3 LUG | 56505791 | 0 | ○ | ○ | ○ |
|  | DISC BRUSH-20 MIDGRIT 3 LUG | 56505797 | 0 | ○ | ○ | ○ |
|  | DISC BRUSH-20 MIDLITE 3 LUG | 56505798 | 0 | ○ | ● | ● |
|  | DISC BRUSH-20 PROLENE 3 LUG | 56505794 | 0 | ○ | ○ | ○ |
|  | DISC BRUSH-20 PROLITE 3 LUG | 56505795 | 0 | ○ | ○ | ○ |
|  | DISC BRUSH-20 UNION MIX 3 LUG | 56505796 | 0 | ○ | ○ | ○ |
| Battery | | | | | | |
| | Battery-6v 312 Ah AGM Use shelf 25A or O | 56112546 | 0 | | | |
| Squeegee Blade | | | | | | |
|  | SQUEEGEE BLADE KIT- LINATEX K | 56116705 | 0 | ○ | ○ | ○ |
|  | SQUEEGEE BLADE KIT-LINATEX J | 56116704 | 0 | | | |
|  | SQUEEGEE BLADE KIT-PU J | 56116707 | 0 | | | |

Rider Floor Scrubbers












| Accessories | | Ref. no. | Min. required | SC6000 40D 310 AH SC | SC6000 40D 310 AH OBC | SC6000 40D ECOFLEX 310 AH OBC |
|--|--------------------------------|----------|------------------|-------------------------|--------------------------|-------------------------------------|
|  | SQUEEGEE BLADE KIT-PU K | 56116708 | 0 | ○ | ○ | ○ |
| Squeegee, Blade, Skirt and Splash Guard | | | | | | |
|  | SIDE BLADE KIT-LINATEX | 56116706 | 0 | ○ | ○ | ○ |
|  | SIDE BLADE KIT-PU | 56116709 | 0 | ○ | ○ | ○ |
| Light Option | | | | | | |
|  | HEADLIGHT KIT | 56116371 | 0 | ○ | ○ | ○ |
| Battery and Charger | | | | | | |
|  | BATTERY WATERING KIT-36V | 56116614 | 0 | ○ | ○ | ○ |
| Brush Cylindrical | | | | | | |
|  | BRUSH-CYL-80 GRIT-BLACK-7IN | 56116045 | 0 | | | |
|  | BRUSH-CYL-180 GRIT-BLUE-7IN | 56116044 | 0 | | | |
|  | BRUSH-CYL-HARD NYL-NATURAL-7IN | 56116043 | 0 | | | |
|  | BRUSH-CYL-POLYPRO-RED-7IN | 56116047 | 0 | | | |
|  | BRUSH-CYL-SOFT NYL-YELLOW-7IN | 56116046 | 0 | | | |
| On-Board Charger | | | | | | |
| | ONBOARD CHARGER KIT-AMERICAS | 56116357 | 0 | | | ● |

Rider Floor Scrubbers












● Standard equipment, ○ Supplementary accessories, □ Mountable equipment

| Accessories | Ref. no. | Min. required | SC6000 40D 312 AH AGM OBC | SC6000 40D ECOFL 312AH AGM OBC | SC6000 40D ECOFLEX 310 AH SC |
|---|---|------------------|---------------------------------|--------------------------------------|------------------------------------|
| Ecoflex System | | | | | |
|  | ECOFLEX BOTTLE ASSY | 56104190 | 0 | ● | ● |
| Battery Wet | | | | | |
| | BATTERY 6V 420AH WET | 56388582 | 0 | | |
| | Battery -6v 310 Ah wet (use shelf 25A o | 56391391 | 0 | | ● |
| Other | | | | | |
|  | ARM REST KIT-R/H ONLY | 56383189 | 0 | ○ | ○ |
| | BACK-UP ALARM KIT | 56116351 | 0 | ○ | ○ |
|  | BEACON KIT | 56116352 | 0 | ○ | ○ |
|  | BROOM 180X400MM POLYPROPYLENE | 56116858 | 0 | | |
|  | BUMPER KIT-HEAVY DUTY-FRONT | 56116359 | 0 | ○ | ○ |
| | CAP NOZZLE | 56507908 | 0 | ○ | ○ |
|  | DELUXE SEAT KIT | 56116366 | 0 | ○ | ○ |
|  | DRAIN HOSE EXTENSION | 56601410 | 0 | ○ | ○ |
|  | DUAL VACUUM MOTOR KIT | 56116370 | 0 | ○ | ○ |
|  | DUST GUARD KIT | 56116513 | 0 | ○ | ○ |
| | ES KIT | 56118079 | 0 | ○ | ○ |












Rider Floor Scrubbers

| Accessories | | Ref. no. | Min. required | SC6000 40D 312 AH AGM OBC | SC6000 40D ECOFL 312AH AGM OBC | SC6000 40D ECOFLEX 310 AH SC |
|---|------------------------------|----------|------------------|---------------------------------|--------------------------------------|------------------------------------|
|  | FOOT GUARD KIT | 56116364 | 0 | ○ | ○ | ○ |
|  | MOP HOLDER KIT | 56116619 | 0 | ○ | ○ | ○ |
|  | NOZZLE SPRAY | 56508450 | 0 | ○ | ○ | ○ |
| | NOZZLE SPRAY .10 | 56508709 | 0 | ○ | ○ | ○ |
|  | OVERHEAD GUARD KIT | 56116152 | 0 | ○ | ○ | ○ |
|  | OVERHEAD GUARD KIT-SHORT | 56116686 | 0 | ○ | ○ | ○ |
|  | PAD RETAINER | 56505195 | 0 | ○ | ○ | ○ |
|  | SEAT BELT KIT- STANDARD SEAT | 56383455 | 0 | ○ | ○ | ○ |
|  | SIDE SWEEP KIT | 56116280 | 0 | ○ | ○ | ○ |
|  | SOLUTION AUTO FILL KIT | 56116358 | 0 | ○ | ○ | ○ |
| | SQUEEGEE GUARD KIT | 56116361 | 0 | ○ | ○ | ○ |
|  | STRAINER CHECK VALVE 5 PSI | 56507916 | 0 | ○ | ○ | ○ |
| | USB KIT | 56116856 | 0 | ○ | ○ | ○ |
|  | VACUUM WAND KIT | 56116355 | 0 | ○ | ○ | ○ |











Rider Floor Scrubbers

| Accessories | | Ref. no. | Min. required | SC6000 40D 312 AH AGM OBC | SC6000 40D ECOFL 312AH AGM OBC | SC6000 40D ECOFLEX 310 AH SC |
|---|-------------------------------|----------|------------------|---------------------------------|--------------------------------------|------------------------------------|
|  | WASH HOSE KIT | 56116512 | 0 | ○ | ○ | ○ |
| Pad Holder | | | | | | |
|  | PAD HOLDER-17 3 LUG | 56505780 | 0 | | | |
|  | PAD HOLDER-20 3 LUG | 56505790 | 0 | ○ | ○ | ○ |
| Disc Brush 430 mm | | | | | | |
|  | DISC BRUSH-17 AGLITE 500 Ø430 | 56505783 | 0 | | | |
|  | DISC BRUSH-17 DYNAGRIT 3 LUG | 56505782 | 0 | | | |
|  | DISC BRUSH-17 MAGNAGRIT 3 LUG | 56505781 | 0 | | | |
|  | DISC BRUSH-17 MIDGRIT 3 LUG | 56505787 | 0 | | | |
|  | DISC BRUSH-17 MIDLITE 3 LUG | 56505788 | 0 | | | ● |
|  | DISC BRUSH-17 PROLENE 3 LUG | 56505784 | 0 | | | |
|  | DISC BRUSH-17 PROLITE 3 LUG | 56505785 | 0 | | | |
|  | DISC BRUSH-17 UNION MIX 3 LUG | 56505786 | 0 | | | |
| Disc Brush 510 mm | | | | | | |

Rider Floor Scrubbers










| Accessories | | Ref. no. | Min. required | SC6000 40D 312 AH AGM OBC | SC6000 40D ECOFL 312AH AGM OBC | SC6000 40D ECOFLEX 310 AH SC |
|---|--|----------|------------------|---------------------------------|--------------------------------------|------------------------------------|
|  | DISC BRUSH-20 AGLITE 3 LUG | 56505793 | 0 | ○ | ○ | ○ |
|  | DISC BRUSH-20 DYNA GRIT 3 LUG | 56505792 | 0 | ○ | ○ | ○ |
|  | DISC BRUSH-20 MAGNAGRIT 3 LUG | 56505791 | 0 | ○ | ○ | ○ |
|  | DISC BRUSH-20 MIDGRIT 3 LUG | 56505797 | 0 | ○ | ○ | ○ |
|  | DISC BRUSH-20 MIDLITE 3 LUG | 56505798 | 0 | ● | ● | ○ |
|  | DISC BRUSH-20 PROLENE 3 LUG | 56505794 | 0 | ○ | ○ | ○ |
|  | DISC BRUSH-20 PROLITE 3 LUG | 56505795 | 0 | ○ | ○ | ○ |
|  | DISC BRUSH-20 UNION MIX 3 LUG | 56505796 | 0 | ○ | ○ | ○ |
| Battery | | | | | | |
| | Battery-6v 312 Ah AGM Use shelf 25A or O | 56112546 | 0 | ● | ● | |
| Squeegee Blade | | | | | | |
|  | SQUEEGEE BLADE KIT- LINATEX K | 56116705 | 0 | ○ | ○ | ○ |
|  | SQUEEGEE BLADE KIT-LINATEX J | 56116704 | 0 | | | |
|  | SQUEEGEE BLADE KIT-PU J | 56116707 | 0 | | | |

Rider Floor Scrubbers












| Accessories | | Ref. no. | Min. required | SC6000 40D 312 AH AGM OBC | SC6000 40D ECOFL 312AH AGM OBC | SC6000 40D ECOFLEX 310 AH SC |
|--|--------------------------------|----------|------------------|---------------------------------|--------------------------------------|------------------------------------|
|  | SQUEEGEE BLADE KIT-PU K | 56116708 | 0 | ○ | ○ | ○ |
| Squeegee, Blade, Skirt and Splash Guard | | | | | | |
|  | SIDE BLADE KIT-LINATEX | 56116706 | 0 | ○ | ○ | ○ |
|  | SIDE BLADE KIT-PU | 56116709 | 0 | ○ | ○ | ○ |
| Light Option | | | | | | |
|  | HEADLIGHT KIT | 56116371 | 0 | ○ | ○ | ○ |
| Battery and Charger | | | | | | |
|  | BATTERY WATERING KIT-36V | 56116614 | 0 | ○ | ○ | ○ |
| Brush Cylindrical | | | | | | |
|  | BRUSH-CYL-80 GRIT-BLACK-7IN | 56116045 | 0 | | | |
|  | BRUSH-CYL-180 GRIT-BLUE-7IN | 56116044 | 0 | | | |
|  | BRUSH-CYL-HARD NYL-NATURAL-7IN | 56116043 | 0 | | | |
|  | BRUSH-CYL-POLYPRO-RED-7IN | 56116047 | 0 | | | |
|  | BRUSH-CYL-SOFT NYL-YELLOW-7IN | 56116046 | 0 | | | |
| On-Board Charger | | | | | | |
| | ONBOARD CHARGER KIT-AMERICAS | 56116357 | 0 | | ● | |

Rider Floor Scrubbers












● Standard equipment, ○ Supplementary accessories, □ Mountable equipment

| Accessories | Ref. no. | Min. required | SC6000 36C 420 AH SC | SC6000 36C ECOFLEX 420 AH SC | SC6000 36C 310 AH OBC |
|---|----------|------------------|-------------------------|------------------------------------|--------------------------|
| Ecoflex System | | | | | |
|  ECOFLEX BOTTLE ASSY | 56104190 | 0 | | ● | ● |
| Battery Wet | | | | | |
| BATTERY 6V 420AH WET | 56388582 | 0 | ● | ● | |
| Battery -6v 310 Ah wet (use shelf 25A o | 56391391 | 0 | | | ● |
| Other | | | | | |
|  ARM REST KIT-R/H ONLY | 56383189 | 0 | ○ | ○ | ○ |
| BACK-UP ALARM KIT | 56116351 | 0 | ○ | ○ | ○ |
|  BEACON KIT | 56116352 | 0 | ○ | ○ | ○ |
|  BROOM 180X400MM POLYPROPYLENE | 56116858 | 0 | ○ | ○ | ○ |
|  BUMPER KIT-HEAVY DUTY-FRONT | 56116359 | 0 | ○ | ○ | ○ |
| CAP NOZZLE | 56507908 | 0 | ○ | ○ | ○ |
|  DELUXE SEAT KIT | 56116366 | 0 | ○ | ○ | ○ |
|  DRAIN HOSE EXTENSION | 56601410 | 0 | ○ | ○ | ○ |
|  DUAL VACUUM MOTOR KIT | 56116370 | 0 | ○ | ○ | ○ |
|  DUST GUARD KIT | 56116513 | 0 | ○ | ○ | ○ |
| ES KIT | 56118079 | 0 | ○ | ○ | ○ |












Rider Floor Scrubbers

| Accessories | | Ref. no. | Min. required | SC6000 36C 420 AH SC | SC6000 36C ECOFLEX 420 AH SC | SC6000 36C 310 AH OBC |
|--|------------------------------|----------|------------------|-------------------------|------------------------------------|--------------------------|
|  | FOOT GUARD KIT | 56116364 | 0 | ○ | ○ | ○ |
|  | MOP HOLDER KIT | 56116619 | 0 | ○ | ○ | ○ |
|  | NOZZLE SPRAY | 56508450 | 0 | ○ | ○ | ○ |
| | NOZZLE SPRAY .10 | 56508709 | 0 | ○ | ○ | ○ |
|  | OVERHEAD GUARD KIT | 56116152 | 0 | ○ | ○ | ○ |
|  | OVERHEAD GUARD KIT-SHORT | 56116686 | 0 | ○ | ○ | ○ |
|  | PAD RETAINER | 56505195 | 0 | | | |
|  | SEAT BELT KIT- STANDARD SEAT | 56383455 | 0 | ○ | ○ | ○ |
|  | SIDE SWEEP KIT | 56116280 | 0 | ○ | ○ | ○ |
|  | SOLUTION AUTO FILL KIT | 56116358 | 0 | ○ | ○ | ○ |
| | SQUEEGEE GUARD KIT | 56116361 | 0 | ○ | ○ | ○ |
|  | STRAINER CHECK VALVE 5 PSI | 56507916 | 0 | ○ | ○ | ○ |
| | USB KIT | 56116856 | 0 | ○ | ○ | ○ |
|  | VACUUM WAND KIT | 56116355 | 0 | ○ | ○ | ○ |











Rider Floor Scrubbers

| Accessories | | Ref. no. | Min. required | SC6000 36C 420 AH SC | SC6000 36C ECOFLEX 420 AH SC | SC6000 36C 310 AH OBC |
|---|-------------------------------|----------|------------------|-------------------------|------------------------------------|--------------------------|
|  | WASH HOSE KIT | 56116512 | 0 | ○ | ○ | ○ |
| Pad Holder | | | | | | |
|  | PAD HOLDER-17 3 LUG | 56505780 | 0 | | | |
|  | PAD HOLDER-20 3 LUG | 56505790 | 0 | | | |
| Disc Brush 430 mm | | | | | | |
|  | DISC BRUSH-17 AGLITE 500 Ø430 | 56505783 | 0 | | | |
|  | DISC BRUSH-17 DYNAGRIT 3 LUG | 56505782 | 0 | | | |
|  | DISC BRUSH-17 MAGNAGRIT 3 LUG | 56505781 | 0 | | | |
|  | DISC BRUSH-17 MIDGRIT 3 LUG | 56505787 | 0 | | | |
|  | DISC BRUSH-17 MIDLITE 3 LUG | 56505788 | 0 | | | |
|  | DISC BRUSH-17 PROLENE 3 LUG | 56505784 | 0 | | | |
|  | DISC BRUSH-17 PROLITE 3 LUG | 56505785 | 0 | | | |
|  | DISC BRUSH-17 UNION MIX 3 LUG | 56505786 | 0 | | | |
| Disc Brush 510 mm | | | | | | |

Rider Floor Scrubbers










| Accessories | | Ref. no. | Min. required | SC6000 36C 420 AH SC | SC6000 36C ECOFLEX 420 AH SC | SC6000 36C 310 AH OBC |
|---|--|----------|------------------|-------------------------|------------------------------------|--------------------------|
|  | DISC BRUSH-20 AGLITE 3 LUG | 56505793 | 0 | | | |
|  | DISC BRUSH-20 DYNA GRIT 3 LUG | 56505792 | 0 | | | |
|  | DISC BRUSH-20 MAGNAGRIT 3 LUG | 56505791 | 0 | | | |
|  | DISC BRUSH-20 MIDGRIT 3 LUG | 56505797 | 0 | | | |
|  | DISC BRUSH-20 MIDLITE 3 LUG | 56505798 | 0 | | | |
|  | DISC BRUSH-20 PROLENE 3 LUG | 56505794 | 0 | | | |
|  | DISC BRUSH-20 PROLITE 3 LUG | 56505795 | 0 | | | |
|  | DISC BRUSH-20 UNION MIX 3 LUG | 56505796 | 0 | | | |
| Battery | | | | | | |
| | Battery-6v 312 Ah AGM Use shelf 25A or O | 56112546 | 0 | | | |
| Squeegee Blade | | | | | | |
|  | SQUEEGEE BLADE KIT- LINATEX K | 56116705 | 0 | ○ | ○ | ○ |
|  | SQUEEGEE BLADE KIT-LINATEX J | 56116704 | 0 | | | |
|  | SQUEEGEE BLADE KIT-PU J | 56116707 | 0 | | | |

Rider Floor Scrubbers












| Accessories | | Ref. no. | Min. required | SC6000 36C 420 AH SC | SC6000 36C ECOFLEX 420 AH SC | SC6000 36C 310 AH OBC |
|--|--------------------------------|----------|---------------|----------------------|------------------------------|-----------------------|
|  | SQUEEGEE BLADE KIT-PU K | 56116708 | 0 | ○ | ○ | ○ |
| Squeegee, Blade, Skirt and Splash Guard | | | | | | |
|  | SIDE BLADE KIT-LINATEX | 56116706 | 0 | ○ | ○ | ○ |
|  | SIDE BLADE KIT-PU | 56116709 | 0 | ○ | ○ | ○ |
| Light Option | | | | | | |
|  | HEADLIGHT KIT | 56116371 | 0 | ○ | ○ | ○ |
| Battery and Charger | | | | | | |
|  | BATTERY WATERING KIT-36V | 56116614 | 0 | ○ | ○ | ○ |
| Brush Cylindrical | | | | | | |
|  | BRUSH-CYL-80 GRIT-BLACK-7IN | 56116045 | 0 | ○ | ○ | ○ |
|  | BRUSH-CYL-180 GRIT-BLUE-7IN | 56116044 | 0 | ● | ● | ● |
|  | BRUSH-CYL-HARD NYL-NATURAL-7IN | 56116043 | 0 | ○ | ○ | ○ |
|  | BRUSH-CYL-POLYPRO-RED-7IN | 56116047 | 0 | ○ | ○ | ○ |
|  | BRUSH-CYL-SOFT NYL-YELLOW-7IN | 56116046 | 0 | ○ | ○ | ○ |
| On-Board Charger | | | | | | |
| | ONBOARD CHARGER KIT-AMERICAS | 56116357 | 0 | | | |

Rider Floor Scrubbers












● Standard equipment, ○ Supplementary accessories, □ Mountable equipment

| Accessories | | Ref. no. | Min. required | SC6000 36C ECOFLEX 310AH OBC | SC6000 36C 312 AH AGM OBC | SC6000 36C ECOFL 312AH AGM OBC |
|---|---|----------|------------------|------------------------------------|---------------------------------|--------------------------------------|
| Ecoflex System | | | | | | |
|  | ECOFLEX BOTTLE ASSY | 56104190 | 0 | ● | ● | ● |
| Battery Wet | | | | | | |
| | BATTERY 6V 420AH WET | 56388582 | 0 | | | |
| | Battery -6v 310 Ah wet (use shelf 25A o | 56391391 | 0 | ● | | |
| Other | | | | | | |
|  | ARM REST KIT-R/H ONLY | 56383189 | 0 | ○ | ○ | ○ |
| | BACK-UP ALARM KIT | 56116351 | 0 | ○ | ○ | ○ |
|  | BEACON KIT | 56116352 | 0 | ○ | ○ | ○ |
|  | BROOM 180X400MM POLYPROPYLENE | 56116858 | 0 | ○ | ○ | ○ |
|  | BUMPER KIT-HEAVY DUTY-FRONT | 56116359 | 0 | ○ | ○ | ○ |
| | CAP NOZZLE | 56507908 | 0 | ○ | ○ | ○ |
|  | DELUXE SEAT KIT | 56116366 | 0 | ○ | ○ | ○ |
|  | DRAIN HOSE EXTENSION | 56601410 | 0 | ○ | ○ | ○ |
|  | DUAL VACUUM MOTOR KIT | 56116370 | 0 | ○ | ○ | ○ |
|  | DUST GUARD KIT | 56116513 | 0 | ○ | ○ | ○ |
| | ES KIT | 56118079 | 0 | ○ | ○ | ○ |












Rider Floor Scrubbers

| Accessories | | Ref. no. | Min. required | SC6000 36C ECOFLEX 310AH OBC | SC6000 36C 312 AH AGM OBC | SC6000 36C ECOFL 312AH AGM OBC |
|---|------------------------------|----------|------------------|------------------------------------|---------------------------------|--------------------------------------|
|  | FOOT GUARD KIT | 56116364 | 0 | ○ | ○ | ○ |
|  | MOP HOLDER KIT | 56116619 | 0 | ○ | ○ | ○ |
|  | NOZZLE SPRAY | 56508450 | 0 | ○ | ○ | ○ |
| | NOZZLE SPRAY .10 | 56508709 | 0 | ○ | ○ | ○ |
|  | OVERHEAD GUARD KIT | 56116152 | 0 | ○ | ○ | ○ |
|  | OVERHEAD GUARD KIT-SHORT | 56116686 | 0 | ○ | ○ | ○ |
|  | PAD RETAINER | 56505195 | 0 | | | |
|  | SEAT BELT KIT- STANDARD SEAT | 56383455 | 0 | ○ | ○ | ○ |
|  | SIDE SWEEP KIT | 56116280 | 0 | ○ | ○ | ○ |
|  | SOLUTION AUTO FILL KIT | 56116358 | 0 | ○ | ○ | ○ |
| | SQUEEGEE GUARD KIT | 56116361 | 0 | ○ | ○ | ○ |
|  | STRAINER CHECK VALVE 5 PSI | 56507916 | 0 | ○ | ○ | ○ |
| | USB KIT | 56116856 | 0 | ○ | ○ | ○ |
|  | VACUUM WAND KIT | 56116355 | 0 | ○ | ○ | ○ |











Rider Floor Scrubbers

| Accessories | | Ref. no. | Min. required | SC6000 36C ECOFLEX 310AH OBC | SC6000 36C 312 AH AGM OBC | SC6000 36C ECOFL 312AH AGM OBC |
|---|-------------------------------|----------|------------------|------------------------------------|---------------------------------|--------------------------------------|
|  | WASH HOSE KIT | 56116512 | 0 | ○ | ○ | ○ |
| Pad Holder | | | | | | |
|  | PAD HOLDER-17 3 LUG | 56505780 | 0 | | | |
|  | PAD HOLDER-20 3 LUG | 56505790 | 0 | | | |
| Disc Brush 430 mm | | | | | | |
|  | DISC BRUSH-17 AGLITE 500 Ø430 | 56505783 | 0 | | | |
|  | DISC BRUSH-17 DYNAGRIT 3 LUG | 56505782 | 0 | | | |
|  | DISC BRUSH-17 MAGNAGRIT 3 LUG | 56505781 | 0 | | | |
|  | DISC BRUSH-17 MIDGRIT 3 LUG | 56505787 | 0 | | | |
|  | DISC BRUSH-17 MIDLITE 3 LUG | 56505788 | 0 | | | |
|  | DISC BRUSH-17 PROLENE 3 LUG | 56505784 | 0 | | | |
|  | DISC BRUSH-17 PROLITE 3 LUG | 56505785 | 0 | | | |
|  | DISC BRUSH-17 UNION MIX 3 LUG | 56505786 | 0 | | | |
| Disc Brush 510 mm | | | | | | |

Rider Floor Scrubbers










| Accessories | | Ref. no. | Min. required | SC6000 36C ECOFLEX 310AH OBC | SC6000 36C 312 AH AGM OBC | SC6000 36C ECOFL 312AH AGM OBC |
|---|--|----------|------------------|------------------------------------|---------------------------------|--------------------------------------|
|  | DISC BRUSH-20 AGLITE 3 LUG | 56505793 | 0 | | | |
|  | DISC BRUSH-20 DYNA GRIT 3 LUG | 56505792 | 0 | | | |
|  | DISC BRUSH-20 MAGNAGRIT 3 LUG | 56505791 | 0 | | | |
|  | DISC BRUSH-20 MIDGRIT 3 LUG | 56505797 | 0 | | | |
|  | DISC BRUSH-20 MIDLITE 3 LUG | 56505798 | 0 | | | |
|  | DISC BRUSH-20 PROLENE 3 LUG | 56505794 | 0 | | | |
|  | DISC BRUSH-20 PROLITE 3 LUG | 56505795 | 0 | | | |
|  | DISC BRUSH-20 UNION MIX 3 LUG | 56505796 | 0 | | | |
| Battery | | | | | | |
| | Battery-6v 312 Ah AGM Use shelf 25A or O | 56112546 | 0 | | | |
| Squeegee Blade | | | | | | |
|  | SQUEEGEE BLADE KIT- LINATEX K | 56116705 | 0 | ○ | ○ | ○ |
|  | SQUEEGEE BLADE KIT-LINATEX J | 56116704 | 0 | | | |
|  | SQUEEGEE BLADE KIT-PU J | 56116707 | 0 | | | |

Rider Floor Scrubbers












| Accessories | | Ref. no. | Min. required | SC6000 36C ECOFLEX 310AH OBC | SC6000 36C 312 AH AGM OBC | SC6000 36C ECOFL 312AH AGM OBC |
|--|--------------------------------|----------|------------------|------------------------------------|---------------------------------|--------------------------------------|
|  | SQUEEGEE BLADE KIT-PU K | 56116708 | 0 | ○ | ○ | ○ |
| Squeegee, Blade, Skirt and Splash Guard | | | | | | |
|  | SIDE BLADE KIT-LINATEX | 56116706 | 0 | ○ | ○ | ○ |
|  | SIDE BLADE KIT-PU | 56116709 | 0 | ○ | ○ | ○ |
| Light Option | | | | | | |
|  | HEADLIGHT KIT | 56116371 | 0 | ○ | ○ | ○ |
| Battery and Charger | | | | | | |
|  | BATTERY WATERING KIT-36V | 56116614 | 0 | ○ | ○ | ○ |
| Brush Cylindrical | | | | | | |
|  | BRUSH-CYL-80 GRIT-BLACK-7IN | 56116045 | 0 | ○ | ○ | ○ |
|  | BRUSH-CYL-180 GRIT-BLUE-7IN | 56116044 | 0 | ● | ● | ● |
|  | BRUSH-CYL-HARD NYL-NATURAL-7IN | 56116043 | 0 | ○ | ○ | ○ |
|  | BRUSH-CYL-POLYPRO-RED-7IN | 56116047 | 0 | ○ | ○ | ○ |
|  | BRUSH-CYL-SOFT NYL-YELLOW-7IN | 56116046 | 0 | ○ | ○ | ○ |
| On-Board Charger | | | | | | |
| | ONBOARD CHARGER KIT-AMERICAS | 56116357 | 0 | ● | | ● |

Rider Floor Scrubbers












● Standard equipment, ○ Supplementary accessories, □ Mountable equipment

| Accessories | | Ref. no. | Min. required | SC6000 36C 310 AH SC | SC6000 36C ECOFLEX 310 AH SC |
|---|---|----------|------------------|-------------------------|------------------------------------|
| Ecoflex System | | | | | |
|  | ECOFLEX BOTTLE ASSY | 56104190 | 0 | | ● |
| Battery Wet | | | | | |
| | BATTERY 6V 420AH WET | 56388582 | 0 | | |
| | Battery -6v 310 Ah wet (use shelf 25A o | 56391391 | 0 | ● | ● |
| Other | | | | | |
|  | ARM REST KIT-R/H ONLY | 56383189 | 0 | ○ | ○ |
| | BACK-UP ALARM KIT | 56116351 | 0 | ○ | ○ |
|  | BEACON KIT | 56116352 | 0 | ○ | ○ |
|  | BROOM 180X400MM POLYPROPYLENE | 56116858 | 0 | ○ | ○ |
|  | BUMPER KIT-HEAVY DUTY-FRONT | 56116359 | 0 | ○ | ○ |
| | CAP NOZZLE | 56507908 | 0 | ○ | ○ |
|  | DELUXE SEAT KIT | 56116366 | 0 | ○ | ○ |
|  | DRAIN HOSE EXTENSION | 56601410 | 0 | ○ | ○ |
|  | DUAL VACUUM MOTOR KIT | 56116370 | 0 | ○ | ○ |
|  | DUST GUARD KIT | 56116513 | 0 | ○ | ○ |
| | ES KIT | 56118079 | 0 | ○ | ○ |












Rider Floor Scrubbers

| Accessories | | Ref. no. | Min. required | SC6000 36C 310 AH SC | SC6000 36C ECOFLEX 310 AH SC |
|---|------------------------------|----------|------------------|-------------------------|------------------------------------|
|  | FOOT GUARD KIT | 56116364 | 0 | ○ | ○ |
|  | MOP HOLDER KIT | 56116619 | 0 | ○ | ○ |
|  | NOZZLE SPRAY | 56508450 | 0 | ○ | ○ |
| | NOZZLE SPRAY .10 | 56508709 | 0 | ○ | ○ |
|  | OVERHEAD GUARD KIT | 56116152 | 0 | ○ | ○ |
|  | OVERHEAD GUARD KIT-SHORT | 56116686 | 0 | ○ | ○ |
|  | PAD RETAINER | 56505195 | 0 | | |
|  | SEAT BELT KIT- STANDARD SEAT | 56383455 | 0 | ○ | ○ |
|  | SIDE SWEEP KIT | 56116280 | 0 | ○ | ○ |
|  | SOLUTION AUTO FILL KIT | 56116358 | 0 | ○ | ○ |
| | SQUEEGEE GUARD KIT | 56116361 | 0 | ○ | ○ |
|  | STRAINER CHECK VALVE 5 PSI | 56507916 | 0 | ○ | ○ |
| | USB KIT | 56116856 | 0 | ○ | ○ |
|  | VACUUM WAND KIT | 56116355 | 0 | ○ | ○ |











Rider Floor Scrubbers

| Accessories | | Ref. no. | Min. required | SC6000 36C 310 AH SC | SC6000 36C ECOFLEX 310 AH SC |
|---|-------------------------------|----------|------------------|-------------------------|------------------------------------|
|  | WASH HOSE KIT | 56116512 | 0 | ○ | ○ |
| Pad Holder | | | | | |
|  | PAD HOLDER-17 3 LUG | 56505780 | 0 | | |
|  | PAD HOLDER-20 3 LUG | 56505790 | 0 | | |
| Disc Brush 430 mm | | | | | |
|  | DISC BRUSH-17 AGLITE 500 Ø430 | 56505783 | 0 | | |
|  | DISC BRUSH-17 DYNAGRIT 3 LUG | 56505782 | 0 | | |
|  | DISC BRUSH-17 MAGNAGRIT 3 LUG | 56505781 | 0 | | |
|  | DISC BRUSH-17 MIDGRIT 3 LUG | 56505787 | 0 | | |
|  | DISC BRUSH-17 MIDLITE 3 LUG | 56505788 | 0 | | |
|  | DISC BRUSH-17 PROLENE 3 LUG | 56505784 | 0 | | |
|  | DISC BRUSH-17 PROLITE 3 LUG | 56505785 | 0 | | |
|  | DISC BRUSH-17 UNION MIX 3 LUG | 56505786 | 0 | | |
| Disc Brush 510 mm | | | | | |

Rider Floor Scrubbers

| Accessories | | Ref. no. | Min. required | SC6000 36C 310 AH SC | SC6000 36C ECOFLEX 310 AH SC |
|---|--|----------|------------------|-------------------------|------------------------------------|
|  | DISC BRUSH-20 AGLITE 3 LUG | 56505793 | 0 | | |
|  | DISC BRUSH-20 DYNA GRIT 3 LUG | 56505792 | 0 | | |
|  | DISC BRUSH-20 MAGNAGRIT 3 LUG | 56505791 | 0 | | |
|  | DISC BRUSH-20 MIDGRIT 3 LUG | 56505797 | 0 | | |
|  | DISC BRUSH-20 MIDLITE 3 LUG | 56505798 | 0 | | |
|  | DISC BRUSH-20 PROLENE 3 LUG | 56505794 | 0 | | |
|  | DISC BRUSH-20 PROLITE 3 LUG | 56505795 | 0 | | |
|  | DISC BRUSH-20 UNION MIX 3 LUG | 56505796 | 0 | | |
| Battery | | | | | |
| | Battery-6v 312 Ah AGM Use shelf 25A or O | 56112546 | 0 | | |
| Squeegee Blade | | | | | |
|  | SQUEEGEE BLADE KIT- LINATEX K | 56116705 | 0 | ○ | ○ |
|  | SQUEEGEE BLADE KIT-LINATEX J | 56116704 | 0 | | |
|  | SQUEEGEE BLADE KIT-PU J | 56116707 | 0 | | |

Rider Floor Scrubbers

| Accessories | | Ref. no. | Min. required | SC6000 36C 310 AH SC | SC6000 36C ECOFLEX 310 AH SC |
|--|--------------------------------|----------|------------------|-------------------------|------------------------------------|
|  | SQUEEGEE BLADE KIT-PU K | 56116708 | 0 | ○ | ○ |
| Squeegee, Blade, Skirt and Splash Guard | | | | | |
|  | SIDE BLADE KIT-LINATEX | 56116706 | 0 | ○ | ○ |
|  | SIDE BLADE KIT-PU | 56116709 | 0 | ○ | ○ |
| Light Option | | | | | |
|  | HEADLIGHT KIT | 56116371 | 0 | ○ | ○ |
| Battery and Charger | | | | | |
|  | BATTERY WATERING KIT-36V | 56116614 | 0 | ○ | ○ |
| Brush Cylindrical | | | | | |
|  | BRUSH-CYL-80 GRIT-BLACK-7IN | 56116045 | 0 | ○ | ○ |
|  | BRUSH-CYL-180 GRIT-BLUE-7IN | 56116044 | 0 | ● | ● |
|  | BRUSH-CYL-HARD NYL-NATURAL-7IN | 56116043 | 0 | ○ | ○ |
|  | BRUSH-CYL-POLYPRO-RED-7IN | 56116047 | 0 | ○ | ○ |
|  | BRUSH-CYL-SOFT NYL-YELLOW-7IN | 56116046 | 0 | ○ | ○ |
| On-Board Charger | | | | | |
| | ONBOARD CHARGER KIT-AMERICAS | 56116357 | 0 | | |