

Rider Sweepers

Maximize Performance, Minimize Costs

The SW4000™ Rider Sweeper maximizes performance and reliability, and comes equipped with a safe and efficient hydraulic high dump for use in warehouses, schools, shopping malls, parking lots, sport centers, recycling facilities and more.

Benefits of SW4000 Rider Sweepers





The SW4000 is designed to improve productivity, simplify operation and minimize downtime to reduce your Total Cost of Ownership. Equipped with a safe and efficient retractable hopper and hydraulic high dump — which easily deposits into a standard dumper — you'll have a floor sweeping solution that gets more done in less time.

- Simplify operation and maximize efficiency with our Clear-View™ design, plus One-Touch™ controls and drive pedal to activate/deactivate all sweeping functions
- Maneuver in tight corners and narrow aisles with intuitive front wheel steering and front wheel drive
- Invest in a sweeper that's built to last — retractable spring-loaded side brooms, rugged steel guards, foam filled wheels and robust polyethylene covers
- Deliver superior dust control with the optional DustGuard™ [4.7 Innovations] misting system
- Expedite service and repair with MaxAccess™ interlocking compartments and tool-less broom and filter removal



Picture shown may not represent model quoted

● Standard equipment

Included accessories		Ref. no.	Min. required	SWEEPER SW4000	SW4000 310 AH W/BATT PKG	SW4000 310 AH W/BATT-DG PKG
Filter for Sweeping						
	FILTER PANEL PAPER ULTRA WEB BLUE	1464189000	0	●		●
Main Broom						
	BROOM MAIN 340X700 CHEVRON 6R PPL 0.8	1463913000	0	●	●	●
Side Broom						
	BROOM SIDE 280X450 MIX STEEL	1465318000	0	●	●	●
Battery Wet						
	Battery -6v 310 Ah wet (use shelf 25A o	56391391	0	●	●	●
Other						
	NOZZLE SPRAY	56508450	0	●	●	●

Rider Sweepers

Model	SWEEPER SW4000	SW4000 310 AH W/ BATT PKG	SW4000 310 AH W/ BATT-DG PKG
Ref. no.	9084403010	56383325	56383326
PRODUCT FEATURES			
Electrical filter shaker	•	•	•
One-Touch™ Button	•	•	•
No tools required for attachment change	•	•	•
Easy Access Battery Compartment	•	•	•
Easy-to-use control panel	•	•	•
DustGuard™ Dust-control System	•	•	•
MaxAccess™	•	•	•
Technical specifications			
Sound level	65 dB A	65 dB A	65 dB A
Productivity - maximum ft²/h (m²/h)	94,200 sq ft/hr (8,750 sq m/hr)	94,200 ft²/hr (8,750 m²/hr)	94,200 ft²/hr (8,750 m²/hr)
Min. aisle turn (cm)	76 in (192 cm)	76 in (192 cm)	76 in (192 cm)
Height with overhead guard in. (cm)	78 in (199 cm)	78 in (199 cm)	78 in (199 cm)
Cleaning path - Dual Side Broom	49 in (125 cm)	49 in (125 cm)	49 in (125 cm)
Main broom sweep path	28 in (70 cm)	28 in (70 cm)	28 in (70 cm)
Side broom diameter	(2) 18 in (45 cm)	(2) 18 in (45 cm)	(2) 18 in (45 cm)
Debris hopper volume	2.6 cu ft (75 L)	2.6 cu ft (75 L)	2.6 cu ft (75 L)
Debris hopper weight	220 lb (100 kg)	220 lb (100 kg)	220 lb (100 kg)
Debris hopper dump height	63 in (159 cm)	63 in (159 cm)	63 in (159 cm)
DustGuard™ Tank Capacity (optional)	5.3 gal (20 L)	5.3 gal (20 L)	5.3 gal (20 L)
Stage 1 DustGuard™ (optional)	Side broom "fog" system for fugitive dust control	Side broom "fog" system for fugitive dust control	Side broom "fog" system for fugitive dust control
Stage 2 Vacuumized Main Broom Chamber	Captures dust from the main broom	Captures dust from the main broom	Captures dust from the main broom
Stage 3 Ultra-Web® Nanofiber Filter	>98% efficient on 0.3 - 1.0 micron particles	>98% efficient on 0.3 - 1.0 micron particles	>98% efficient on 0.3 - 1.0 micron particles
Stage 4 Airflow Restoration System	Liberator™ aggressive, multi frequency vibration filter shaker	Liberator™ aggressive, multi frequency vibration filter shaker	Liberator™ aggressive, multi frequency vibration filter shaker
Length x width x height (excluding side brooms)	65 x 41 x 52 in (164 x 104 x 133 cm)	65 x 41 x 52 in (164 x 104 x 133 cm)	65 x 41 x 52 in (164 x 104 x 133 cm)
Max. travel speed	4.3 mph (7 km/hr)	4.3 mph (7 km/hr)	4.3 mph (7 km/hr)
Max. gradeability (working)	20% (11.3 deg)	20% (11.3 deg)	20% (11.3 deg)
Batteries	24 Volt, 310 Ah C20	24 Volt, 310 Ah C20	24 Volt, 310 Ah C20
Weight with batteries - GVW	2,215 lb (1,005 kg)	2,215 lb (1,005 kg)	2,215 lb (1,005 kg)
Weight with batteries - Empty	1,648 lb (749 kg)	1,648 lb (749 kg)	1,648 lb (749 kg)










Rider Sweepers

Technical specifications







SWEEPER SW4000 SW4000 310 AH W/
BATT PKG SW4000 310 AH W/
BATT-DG PKG

Dust filter 75 sq ft (7 sq m) 75 sq ft (7 sq m) 75 sq ft (7 sq m)

● Standard equipment, ○ Supplementary accessories, □ Mountable equipment

Accessories		Ref. no.	Min. required	SWEEPER SW4000	SW4000 310 AH W/BATT PKG	SW4000 310 AH W/BATT- DG PKG
Other						
	ARMREST LT SEAT KIT	1464960000	0	○	○	○
	ARMREST RT SEAT KIT	33019556	0	○	○	○
	BELTS SAFETY KIT	1464954000	0	○	○	○
	CAP NOZZLE	56507908	0	○	○	○
	NOZZLE SPRAY	56508450	0	●	●	●
	NOZZLE SPRAY .10	56508709	0	○	○	○
	STRAINER CHECK VALVE 5 PSI	56507916	0	○	○	○
	WHEEL NON MARKING	146 0329 000	0	○	○	○
Main Broom						
	BROOM MAIN 340X700 CHEVRON 6R MIX 5	1463854000	0	○	○	○
	BROOM MAIN 340X700 CHEVRON 6R MIX STEEL	1464947000	0	○	○	○
	BROOM MAIN 340X700 CHEVRON 6R PPL 0.8	1463913000	0	●	●	●
Filter for Sweeping						

Rider Sweepers

Accessories		Ref. no.	Min. required	SWEEPER SW4000	SW4000 310 AH W/BATT PKG	SW4000 310 AH W/BATT- DG PKG
	FILTER PANEL PAPER ULTRA WEB BLUE	1464189000	0	•	○	•
Light Option						
	BEACON KIT	1464948000	0	○	○	○
Guard Option						
	DUST GUARD KIT SW4000 UL	1465418000	0	○	○	○
	OVERHEAD GUARD KIT	1464952000	0	○	○	○
Side Broom						
	BROOM SIDE 280X450 MIX 5	1465319000	0	○	○	○
	BROOM SIDE 280X450 MIX STEEL	1465318000	0	•	•	•
	BROOM SIDE 280X450 PPL 1.0	1465320000	0	○	○	○
Battery Wet						
	Battery -6v 310 Ah wet (use shelf 25A o	56391391	0	•	•	•