

## Walk-Behind Sweeper

### Superior Productivity for Hard and Soft Floors

The Terra® 28B walk-behind floor sweeper leaves wide-area vacuums in the dust. With its 28" sweep path and specially designed main broom, you can clean up to 20,000 sq. ft. of carpet per hour (versus 8,000 sq. ft. per hour for a 28" vacuum).

### Benefits of Terra 28B Walk-Behind Sweepers

The Terra 28B delivers superior efficiency and performance. Featuring All Surface, All Purpose sweeping technology, you can clean from one floor type to another without changing the broom. In most situations you won't even have to adjust the broom height. With low sound levels and easy maneuverability, this is an ideal sweeping and vacuuming solution.

- Pick up everything from dirt and sand to paper and plastic bottles with the specially designed main broom
- Simplify operation and minimize user training thanks to the easy-to-use One-Touch™ operation, streamlined design and superior maneuverability
- Clean during the day, and meet green-cleaning noise standards, thanks to low 59 dB A sound levels (meets LEED-EB and GS-42 standards)
- Improve indoor air quality with bagless design, durable polyester panel filter and the most aggressive filter shaker in its class
- Eliminate the need for edge cleaning with the integrated side broom
- Ensure easy maintenance with tools free broom and hopper removal



Picture shown may not represent model quoted

#### • Standard equipment

Included accessories	Ref. no.	Min. required	SWEeper TERRA 28B
<b>Battery</b>			
BATTERY DISCOVER 12V 84AH	1464853000	0	
<b>Battery Gel</b>			
BATTERY GEL 12V 86AH	56206988	0	

Model	SWEeper TERRA 28B
Ref. no.	908 4702 010

#### PRODUCT FEATURES

Manual filter shaker  
Adjustable handle  
On-board charger  
Multisurface  
No tools required for attachment change  
Maintenance-free gel battery  
Quiet operation



## Walk-Behind Sweeper

## Technical specifications


SWEEPER TERRA  
28B

Approvals  
 Power source  
 Drive system  
 Sound level  
 Working width (MM)  
 Hopper capacity ft³ (l)  
 Side broom speed (RPM)  
 Main broom speed (RPM)  
 Dimensions, L x W x H (cm)  
 Weight with batteries lbs (kg)  
 Main broom  
 Side broom diameter  
 Main broom length  
 Main broom diameter  
 Max. speed  
 Battery charger  
 Max. productivity at 2.5 mph  
 Dust filter  
 Side broom motor  
 Main broom/traction motor  
 Vacuum fan motor

● Standard equipment, ○ Supplementary accessories, □ Mountable equipment

Accessories		Ref. no.	Min. required	SWEEPER TERRA 28B
<b>Main Broom</b>				
	BROOM MAIN 200X500 CHEVR. 5R PPL 0.3-0.6	1463202000	0	
<b>Side Broom</b>				
	BROOM SIDE 109X315 PPL 0.5	146 3035 000	0	
<b>Filter for Sweeping</b>				
	FILTER POLYESTER KIT	1463161000	0	
<b>Flap and Skirt</b>				

## Walk-Behind Sweeper

Accessories		Ref. no.	Min. required	SWEeper TERRA 28B
	SKIRTS KIT	1463166000	0	
<b>Accessory Kit</b>				
	PLATES SKIRTS FIXING KIT	146 3124 000	0	
<b>Battery</b>				
	BATTERY DISCOVER 12V 84AH	1464853000	0	
<b>Battery Gel</b>				
	BATTERY GEL 12V 86AH	56206988	0	