

The first combination extractor-scrubber

Advance’s Adphibian™ soft and hard floor machine is designed for maximum efficiency and flexibility by enabling cleaning staff to use one machine to clean carpets scrub hard floors.

A 30 second tools-free changeover lets operators switch between using a full- functioning carpet extractor and a full-functioning cylindrical scrubber. The special anti-microbial brushes are designed to work on all surface types. Our patented AXP™ Onboard Detergent Dispensing System lets the operator choose the perfect cleaning solution for all floor surfaces. And the machine’s ease-of-use means fast training and consistent cleaning performance.

The Adphibian multi-surface machine is the first of its kind to be awarded the CRI Seal of Approval for low-moisture and deep-cleaning extraction. Adphibian features our patented dual-cleaning mode that lets operators choose between LIFT™ mode – Low-moisture, Indirect spray, Fast dry time, True cleaning – and Restoration mode. For daily carpet cleaning, Advance’s patented LIFT™ technology uses a unique indirect spray that leaves carpets clean and dry in less than 30 minutes.

Adphibian’s unique Deep Treat™ pre-spray mode allows you to quickly handle heavily soiled areas by automatically applying and agitating any pre-spray detergent on carpeted surfaces. A simple push of a button then allows the same area to be extracted with clean water.



Picture shown may not represent model quoted

- Large opening allows for more complete and thorough recovery tank cleaning
- Ergonomic control paddle
- Convenient onboard battery charger
- Debris hopper is easy to remove and empty
- Single spray jet eliminates streaking
- AXP Onboard Detergent Dispensing System allows for any brand of green-certified detergent

• Standard equipment

Model	ADPHIBIAN BATT PKG 251AH WET	ADPHIBIAN BATT PKG 255AH AGM
Ref. no.	56317010	56317011

PRODUCT FEATURES

Low working sound level	•	•
Hopper for collecting debris	•	•
On-board charger	•	•
Multisurface	•	•
One-Touch™ Button	•	•
AXP™ Onboard Detergent Dispensing System	•	•
Large recovery tank opening	•	•
Ergonomic Control Paddle	•	•
Single Spray Jet	•	•





## The first combination extractor-scrubber

Technical specifications	ADPHIBIAN BATT PKG 251AH WET	ADPHIBIAN BATT PKG 255AH AGM
CRI approval	Bronze for Deep Cleaning Extractors in both Restoration Mode and LIFT™ Mode	Bronze for Deep Cleaning Extractors in both Restoration Mode and LIFT™ Mode
Power source	24 V (4) x 6 V batteries	24 V (4) x 6 V batteries
Transport speed ft/min. (km/h)	220 ft/min (4 km/hr)	220 ft/min (4 km/hr)
Airflow (L/MIN)	93 cfm (44 L/sec) (Extraction) / 67 cfm (32 L/sec) (Scrubbing)	93 cfm (44 L/sec) (Extraction) / 67 cfm (32 L/sec) (Scrubbing)
Sound level	69 db A (Extraction) / 66 db A (Scrubbing)	69 db A (Extraction) / 66 db A (Scrubbing)
Waterlift, max. (Inches H2O)	70 in H2O (17.4 km/hr)	70 in H2O (17.4 km/hr)
Brush speed (RPM)	960 RPM	960 RPM
Brush quantity and type	Dual 24 in (61 cm) counter rotating anti-microbial, multi-surface with debris hopper	Dual 24 in (61 cm) counter rotating anti-microbial, multi-surface with debris hopper
Dimensions, L x W x H (cm)	L = 56 in (142 cm) x W (w/o squeegee) = 27 in (69 cm) x H = 43.5 in (110 cm)	L = 56 in (142 cm) x W (w/o squeegee) = 27 in (69 cm) x H = 43.5 in (110 cm)
Weight with batteries lbs (kg)	650 lb (295 kg)	650 lb (295 kg)
Approx. shipping weight lbs (kg)	680 lb (308 kg)	680 lb (308 kg)
Batteries	250 Ah wet-acid (optional 255 Ah AGM)	250 Ah wet-acid (optional 255 Ah AGM)
Weight without batteries	370 lb (168 kg)	370 lb (168 kg)
Vacuum motor	Dual 3 stage bypass	Dual 3 stage bypass
Coverage rate	10,800 sq ft/hour (LIFT™ Mode) 6,000 sq ft/hr (Restoration Mode) 26,000 sq ft/hour (Hard Floor Mode)	10,800 sq ft/hour (LIFT™ Mode) 6,000 sq ft/hr (Restoration Mode) 26,000 sq ft/hour (Hard Floor Mode)
Solution capacity	20 gal (76 L)	20 gal (76 L)
Recovery capacity	16 gal (61 L)	16 gal (61 L)
Squeegee width	36 in (91 cm) curved laminar flow	36 in (91 cm) curved laminar flow
Brush motor power	Dual 1/2 horsepower permanent magnet	Dual 1/2 horsepower permanent magnet
Flow Rate Restorative Mode	0.81 gpm (3.1 L/min)	0.81 gpm (3.1 L/min)
Flow Rates (Hard Floor, LIFT, and Deep Treat)	0.26 gpm (1 L/min) / 0.81 gpm (3.1 L/min) / 0.26 gpm (1 L/min) / 0.92 gpm (3.5 L/min)	0.26 gpm (1 L/min) / 0.81 gpm (3.1 L/min) / 0.26 gpm (1 L/min) / 0.92 gpm (3.5 L/min)
Machine speed - hard floor mode	220 ft/min (4 km/hr)	220 ft/min (4 km/hr)
Machine speed - LIFT™ mode	90 ft/min (1.6 km/hr)	90 ft/min (1.6 km/hr)






## The first combination extractor-scrubber

Technical specifications	ADPHIBIAN BATT PKG 251AH WET	ADPHIBIAN BATT PKG 255AH AGM
Machine speed - restoration mode	50 ft/min (0.9 km/hr)	50 ft/min (0.9 km/hr)
Machine speed - Light Deep Treat™ mode	150 ft/min (2.7 km/hr)	150 ft/min (2.7 km/hr)
Machine speed - Heavy Deep Treat™ mode	100 ft/min (1.8 km/hr)	100 ft/min (1.8 km/hr)
Solution pump	100 psi diaphragm demand	100 psi diaphragm demand
Vacuum shoes	Dual 13.5 in (34 cm) dual pivoting laminar flow 45 lb down pressure	Dual 13.5 in (34 cm) dual pivoting laminar flow 45 lb down pressure

● Standard equipment, ○ Supplementary accessories, □ Mountable equipment

Accessories		Ref. no.	Min. required	ADPHIBIAN BATT PKG 251AH WET	ADPHIBIAN BATT PKG 255AH AGM
<b>Other</b>					
	CARPET WAND 12	56265305	0	○	○
	HAND TOOL	56220109	0	○	○
	KIT SCRUB & VAC TOOL W/CADDY	56317136	0	○	○
	KIT-VAC WAND WITH TOTE BAG	56112141	0	○	○
	TOTE BAG	56315316	0	○	○
	UPHOLSTERY HAND TOOL	56220070	0	○	○
<b>Tube</b>					
	WAND	56262209	0	○	○
<b>Accessory</b>					
	COUPLER-HOSE	56384042	0	○	○
	NOZZLE SPRAY	56265052	0	○	○
	NOZZLE SPRAY 1	56317064	0	○	○
<b>Hose Vacuum Cleaner</b>					
	HOSE ASSY	56265368	0	○	○
<b>Broom Cylinder 580 mm</b>					

## The first combination extractor-scrubber

Accessories		Ref. no.	Min. required	ADPHIBIAN BATT PKG 251AH WET	ADPHIBIAN BATT PKG 255AH AGM
	BRUSH POLYPROPYLENE 24-RED	56314391	0	○	○
	BRUSH SOFT NYLON 24-YELLOW	56314389	0	○	○
<b>Battery and Charger</b>					
	KIT BATTERY WATERING	56314981	0	○	○
<b>Squeegee, Blade, Skirt and Splash Guard</b>					
	BLADE KIT-SQGEE RED GUM C	56315352	0	○	○
	BLADE KIT-SQUEEGEE GUM C	56315348	0	○	○
	SQUEEGEE ASSEMBLY 32	56315290	0	○	○
<b>Ecoflex System</b>					
	CHEM BOTTLE ASSY-AXP	56315503	0	○	○
<b>Brush Cylindrical</b>					
	BRUSH MULTI-SURFACE	56317047	0	○	○
<b>Option</b>					
	REPLACEMENT SHOE	56317097	0	○	○
<b>Accessory Kit</b>					
	15FT HOSE AND COUPLER KIT	56384041	0	○	○