

Handle the biggest floorcare challenges with ease

Designed with truly massive floor space in mind, the AS1050R is Viper's largest ride-on scrubber, but don't let the size fool you – it's still compact and maneuverable, and built with safety and resource-efficiency in mind. Your staff will appreciate intuitive controls and operation, along with smart and durable design, and maintenance is easy with quick access to commonly used parts.



Exemplary runtime, powerful scrubbing capability, and optimized consumption levels make it an excellent choice for use in retail spaces, educational facilities, and other environments with floor space above 7,000 m².

- Eco mode for optimal productivity and consumption; giving up to 5 hours runtime
- Robust bumpers, automatic and mechanical braking, automatic speed-reduction during turns for safety
- Comprehensive control panel with one-button start, and LCD display for operational overview
- Adjustable work settings for greater task flexibility during operation on different floors
- USB outlet for charging USB units (ex. mobile phone)
- Dual-vacuum system (optional) for optimal performance from start to finish



Picture shown may not represent model quoted

• Standard equipment



Included accessories		Ref. no.	Min. required	AS1050R-US RIDE ON SCRUBBER	AS1050R-EU RIDE ON SCRUBBER	AS1050R-CN RIDE ON SCRUBBER
Pad Holder						
	PAD HOLDER 508MM 20	VF82057	2	•	•	•
Disc Brush 510 mm						
	BRUSH 510MM 20IN MEDIUM	VF82056	2	•	•	•
Deck Blade						
	BLADE SCRUB DECK LINATEX	VR41206LX	2	•		
	BLADE SCRUB DECK RUBBER	VR41206	2		•	•
Squeegee Blade						
	BLADE SQUEEGEE FRONT LINATEX	VR41322LX	1	•		
	BLADE SQUEEGEE FRONT RUBBER	VR41322	1		•	•
	BLADE SQUEEGEE REAR LINATEX	VR41323LX	1	•		
	BLADE SQUEEGEE REAR RUBBER	VR41323	1		•	•
Accessory						
	Tray for wet Battery (for Wet battery not in tray)	VR41119	1	•		
Light Option						
	WARNING LIGHT KIT	VR41633	1	•	•	•



Handle the biggest floorcare challenges with ease

Included accessories	Ref. no.	Min. required	AS1050R-US RIDE ON SCRUBBER	AS1050R-EU RIDE ON SCRUBBER	AS1050R-CN RIDE ON SCRUBBER
Other					
TRAY DEBRIS KIT	VS14744	0	•	•	•

• Standard equipment

Included accessories	Ref. no.	Min. required	AS1050R-TR RIDE ON SCRUBBER
Pad Holder			
 PAD HOLDER 508MM 20	VF82057	2	•
Disc Brush 510 mm			
 BRUSH 510MM 20IN MEDIUM	VF82056	2	•
Deck Blade			
BLADE SCRUB DECK LINATEX	VR41206LX	2	
BLADE SCRUB DECK RUBBER	VR41206	2	•
Squeegee Blade			
BLADE SQUEEGEE FRONT LINATEX	VR41322LX	1	
BLADE SQUEEGEE FRONT RUBBER	VR41322	1	•
BLADE SQUEEGEE REAR LINATEX	VR41323LX	1	
BLADE SQUEEGEE REAR RUBBER	VR41323	1	•
Accessory			
Tray for wet Battery (for Wet battery not in tray)	VR41119	1	•
Light Option			
WARNING LIGHT KIT	VR41633	1	•
Other			
TRAY DEBRIS KIT	VS14744	0	•

Model	AS1050R-US RIDE ON SCRUBBER	AS1050R-EU RIDE ON SCRUBBER	AS1050R-CN RIDE ON SCRUBBER
Ref. no.	50000593	50000594	50000595

PRODUCT FEATURES

Adjustable brush pressure	•	•	•
Click on-off brush	•	•	•
Debris tray	•	•	•
One-Touch™ Button	•	•	•
ECO mode	•	•	•



Handle the biggest floorcare challenges with ease

Model	AS1050R-US RIDE ON SCRUBBER	AS1050R-EU RIDE ON SCRUBBER	AS1050R-CN RIDE ON SCRUBBER
Ref. no.	50000593	50000594	50000595

PRODUCT FEATURES

Traction drive	•	•	•
Silent mode	•	•	•
LCD display	•	•	•

Model	AS1050R-TR RIDE ON SCRUBBER
Ref. no.	50000596

PRODUCT FEATURES

Adjustable brush pressure	•
Click on-off brush	•
Debris tray	•
One-Touch™ Button	•
ECO mode	•
Traction drive	•
Silent mode	•
LCD display	•

Technical specifications	AS1050R-US RIDE ON SCRUBBER	AS1050R-EU RIDE ON SCRUBBER	AS1050R-CN RIDE ON SCRUBBER
Drive motor hp (W)	2.1	1600	1600
Working speed (km/h)	0-5.0 m/h	0-8.0	0-8.0
Voltage (V)	36	36	36
IP protection class	IP24	IP24	IP24
Rated power (W)	4500	4500	4500
Brush motor (W)	2x1.3 HP	2x1000	2x1000
Vacuum motor power (W)	0.8 HP	600	600
Sound pressure level (dB(A))	72 ± 3	72 ± 3	72 ± 3
Productivity rate (m²/h)	84389 ft²/h	7840	7840
Handle vibration level (m/s²)	< 2.5 m/s²	< 2.5 m/s²	< 2.5 m/s²
Scrubbing width (mm)	38.58 inch.	980	980
Min. aisle turn (cm)	104 inch.	265	265
Max. climbing rate (%)	20	20	20
Max. working climbing rate (%)	16	16	16
Solution/recovery tank (l)	53/53 Gal.	200/200	200/200
Front wheel dimensions (cm)	10 inch	25	25
Drive wheels (cm)	13.4 inch	34	34



Handle the biggest floorcare challenges with ease

Technical specifications	AS1050R-US RIDE ON SCRUBBER	AS1050R-EU RIDE ON SCRUBBER	AS1050R-CN RIDE ON SCRUBBER
Squeegee width (mm)	43.4 inch	1103	1103
Brush/pad diameter (mm)	2x20 inch.	2x508	2x508
Brush pressure (kg)	110-198 lb	50-90 kg	50-90 kg
Brush speed (RPM)	240	240	240
Dimensions, L x W x H (mm)	73.8x42.4x53 inch	1875x1077x1350	1875x1077x1350
Battery compartment size (L x W x H) (mm)	26.7x22x17.7	680x560x450	680x560x450
Gross weight (gvw) (kg)	1832.6 Lbs	833	833
Net weight (kg)	853.6 Lbs	398	398
Shipping weight (kg)	1078 Lbs	490	490
Built-in power outlet	USB	USB	USB
Speed (forward/reverse)	0-5.0 m/h	0-8.0	0-8.0
Packaging dimensions	83x48x60.4	2110x1220x1535	2110x1220x1535

Technical specifications	AS1050R-TR RIDE ON SCRUBBER
Drive motor hp (W)	1600
Working speed (km/h)	0-8.0
Voltage (V)	36
IP protection class	IP24
Rated power (W)	4500
Brush motor (W)	2x1000
Vacuum motor power (W)	600
Sound pressure level (dB(A))	72 ± 3
Productivity rate (m ² /h)	7840
Handle vibration level (m/s ²)	< 2.5 m/s ²
Scrubbing width (mm)	980
Min. aisle turn (cm)	265
Max. climbing rate (%)	20
Max. working climbing rate (%)	16
Solution/recovery tank (l)	200/200
Front wheel dimensions (cm)	25
Drive wheels (cm)	34
Squeegee width (mm)	1103
Brush/pad diameter (mm)	2x508
Brush pressure (kg)	50-90 kg
Brush speed (RPM)	240
Dimensions, L x W x H (mm)	1875x1077x1350
Battery compartment size (L x W x H) (mm)	680x560x450











Handle the biggest floorcare challenges with ease

Technical specifications

AS1050R-TR RIDE ON SCRUBBER











Gross weight (gvw) (kg)	833
Net weight (kg)	398
Shipping weight (kg)	490
Built-in power outlet	USB
Speed (forward/reverse)	0-8.0
Packaging dimensions	2110x1220x1535

● Standard equipment, ○ Supplementary accessories, □ Mountable equipment

Accessories		Ref. no.	Min. required	AS1050R-US RIDE ON SCRUBBER	AS1050R-EU RIDE ON SCRUBBER	AS1050R-CN RIDE ON SCRUBBER
Pad 20" / 508 mm						
	PAD 20 508MM ECO BLACK 5PCS	10001955	2	○	○	○
	PAD 20 508MM ECO BLUE 5PCS	10001956	2	○	○	○
	PAD 20 508MM ECO BROWN 5PCS	10001957	2	○	○	○
	PAD 20 508MM ECO GREEN 5PCS	10001958	2	○	○	○
	PAD 20 508MM ECO RED 5PCS	10001959	2	○	○	○
	PAD 20 508MM ECO WHITE 5PCS	10001960	2	○	○	○
Special Pad						
	PAD 20 508MM ECO BRILLIANCE BLUE 2PCS	10002349	2	○	○	○
	PAD 20 508MM ECO BRILLIANCE GREEN 2PCS	10002351	2	○	○	○







Handle the biggest floorcare challenges with ease

Accessories		Ref. no.	Min. required	AS1050R-US RIDE ON SCRUBBER	AS1050R-EU RIDE ON SCRUBBER	AS1050R-CN RIDE ON SCRUBBER
	PAD 20 508MM ECO BRILLIANCE RED 2PCS	10002348	2	<input type="radio"/>	<input type="radio"/>	<input type="radio"/>
	PAD 20 508MM ECO BRILLIANCE YELLOW 2PCS	10002350	2	<input type="radio"/>	<input type="radio"/>	<input type="radio"/>
External Charger						
	CHARGER HF 36V 25A SB175G	80543626	1		<input type="radio"/>	
	CHARGER HF 36V 40A SB175G	80553643	1		<input type="radio"/>	
Battery						
	BATT.6V-198AH AGM C5	80565523	6		<input type="checkbox"/>	
	BATT.36V-280AH GEL SINGLE CELLS IN TRAY	L00210020	1		<input type="checkbox"/>	
	BATT.36V-320AH WET TRAY WITH AQUAMATIC	L00200033	1		<input type="checkbox"/>	
	BATT. 6V-180AH GEL MONOBLOC	80564000	6		<input type="checkbox"/>	
	BATT. 6V-240AH GEL MONOBLOC	80564100	6		<input type="checkbox"/>	
Disc Brush 510 mm						
	BRUSH 510MM 20IN SOFT	VF82056C	2	<input type="radio"/>	<input type="radio"/>	<input type="radio"/>
	BRUSH 510MM 20IN 180GRIT HARD	VR41275	2	<input type="radio"/>	<input type="radio"/>	<input type="radio"/>













Handle the biggest floorcare challenges with ease

Accessories		Ref. no.	Min. required	AS1050R-US RIDE ON SCRUBBER	AS1050R-EU RIDE ON SCRUBBER	AS1050R-CN RIDE ON SCRUBBER
	BRUSH 510MM 20IN MEDIUM	VF82056	2	•	•	•
Pad Holder						
	PAD HOLDER 508MM 20	VF82057	2	•	•	•
Other						
	DUAL VACUUM MOTOR KIT	VR41654	1	□	□	□
	MOP HOLD KIT	VR41561	1	□	□	□
	SEAT BELT KIT 1.3M	VR41537	0	□	□	□
	TRAY DEBRIS KIT	VS14744	0	•	•	•
Accessory						
	Tray for wet Battery (for Wet battery not in tray)	VR41119	1	•	□	□
	UTILITY CADDY	VR41619	1	○	○	○
Deck Blade						
	BLADE SCRUB DECK LINATEX	VR41206LX	2	•	○	○
	BLADE SCRUB DECK RUBBER	VR41206	2	○	•	•
Squeegee Blade						
	BLADE SQUEEGEE FRONT LINATEX	VR41322LX	1	•	○	○
	BLADE SQUEEGEE FRONT LINATEX DUAL VAC	VR41342LX	1	○	○	○
	BLADE SQUEEGEE FRONT PU	VR41322PU	1	○	○	○
	BLADE SQUEEGEE FRONT RUBBER	VR41322	1	○	•	•
	BLADE SQUEEGEE REAR LINATEX	VR41323LX	1	•	○	○
	BLADE SQUEEGEE REAR PU	VR41323PU	1	○	○	○
	BLADE SQUEEGEE REAR RUBBER	VR41323	1	○	•	•
Guard Option						
	OVERHEAD GUARD KIT	VR41510	1	□	□	□
Light Option						
	BLUE LIGHT KIT	55943348	1	□	□	□
	WARNING LIGHT KIT	VR41633	1	•	•	•













Handle the biggest floorcare challenges with ease

● Standard equipment, ○ Supplementary accessories, □ Mountable equipment

Accessories		Ref. no.	Min. required	AS1050R-TR RIDE ON SCRUBBER
Pad 20" / 508 mm				
	PAD 20 508MM ECO BLACK 5PCS	10001955	2	○
	PAD 20 508MM ECO BLUE 5PCS	10001956	2	○
	PAD 20 508MM ECO BROWN 5PCS	10001957	2	○
	PAD 20 508MM ECO GREEN 5PCS	10001958	2	○
	PAD 20 508MM ECO RED 5PCS	10001959	2	○
	PAD 20 508MM ECO WHITE 5PCS	10001960	2	○
Special Pad				
	PAD 20 508MM ECO BRILLIANCE BLUE 2PCS	10002349	2	○
	PAD 20 508MM ECO BRILLIANCE GREEN 2PCS	10002351	2	○
	PAD 20 508MM ECO BRILLIANCE RED 2PCS	10002348	2	○
	PAD 20 508MM ECO BRILLIANCE YELLOW 2PCS	10002350	2	○
External Charger				





Handle the biggest floorcare challenges with ease

Accessories		Ref. no.	Min. required	AS1050R-TR RIDE ON SCRUBBER
	CHARGER HF 36V 25A SB175G	80543626	1	○
	CHARGER HF 36V 40A SB175G	80553643	1	○
Battery				
	BATT.6V-198AH AGM C5	80565523	6	□
	BATT.36V-280AH GEL SINGLE CELLS IN TRAY	L00210020	1	□
	BATT.36V-320AH WET TRAY WITH AQUAMATIC	L00200033	1	□
	BATT. 6V-180AH GEL MONOBLOC	80564000	6	□
	BATT. 6V-240AH GEL MONOBLOC	80564100	6	□
Disc Brush 510 mm				
	BRUSH 510MM 20IN SOFT	VF82056C	2	○
	BRUSH 510MM 20IN 180GRIT HARD	VR41275	2	○
	BRUSH 510MM 20IN MEDIUM	VF82056	2	●
Pad Holder				
	PAD HOLDER 508MM 20	VF82057	2	●
Other				
	DUAL VACUUM MOTOR KIT	VR41654	1	□



Handle the biggest floorcare challenges with ease

Accessories		Ref. no.	Min. required	AS1050R-TR RIDE ON SCRUBBER
	MOP HOLD KIT	VR41561	1	□
	SEAT BELT KIT 1.3M	VR41537	0	□
	TRAY DEBRIS KIT	VS14744	0	●
Accessory				
	Tray for wet Battery (for Wet battery not in tray)	VR41119	1	●
	UTILITY CADDY	VR41619	1	○
Deck Blade				
	BLADE SCRUB DECK LINATEX	VR41206LX	2	○
	BLADE SCRUB DECK RUBBER	VR41206	2	●
Squeegee Blade				
	BLADE SQUEEGEE FRONT LINATEX	VR41322LX	1	○
	BLADE SQUEEGEE FRONT LINATEX DUAL VAC	VR41342LX	1	○
	BLADE SQUEEGEE FRONT PU	VR41322PU	1	○
	BLADE SQUEEGEE FRONT RUBBER	VR41322	1	●
	BLADE SQUEEGEE REAR LINATEX	VR41323LX	1	○
	BLADE SQUEEGEE REAR PU	VR41323PU	1	○
	BLADE SQUEEGEE REAR RUBBER	VR41323	1	●
Guard Option				
	OVERHEAD GUARD KIT	VR41510	1	□
Light Option				
	BLUE LIGHT KIT	55943348	1	□
	WARNING LIGHT KIT	VR41633	1	●

