

Rider Floor Scrubbers

Everything you need in a compact rider The Clarke® Focus® II MicroRider™ Floor Scrubber is a small, easily maneuverable scrubber designed to clean areas inaccessible to larger riders. Yet, with a 26- or 28-inch deck, its wide scrubbing path can cut cleaning time in larger areas. Maximize floor cleaning performance and simplicity The long list of floor cleaning innovations built in to the Clarke Focus II MicroRider starts with it's low-profile, SafetyGlide™ Deck. This innovative cleaning deck not only prevents water marks with 100% water pickup, but also eliminates the need for side skirts necessary with other riders. It features a unique, spring-loaded safety design, so you don't have to worry about accuracy or accidental contact during edge cleaning: The deck ensures precise edge cleaning with no additional detail mopping.

BOOST® Technology allows the Clarke Focus II MicroRider to reduce your chemical and water use by up to 70%, extend cleaning pad life by 40% and remove floor finishes without chemicals Low-profile, SafetyGlide™ Deck eliminates irritating water marks and the need for costly side skirts Wide, 26- or 28-inch cleaning path cuts cleaning time in large cleaning areas Universal one-touch controls and solution level indicator ensure easy operation Safe-T-Steering™ reduces speed on turns, keeping operators safer Optional Chemical Mixing System ensures precise mixing of water and chemicals for optimal, more sustainable results Unique, durable squeegee design ensures excellent water pickup and drier floors



Picture shown may not represent model quoted

● Standard equipment

Included accessories	Ref. no.	Min. required	SCRUBBER FOCUS II RIDER 26D	SCRUBBER FOCUS II RIDER 28 BOOST	FOCUS II MRIDER 26D W242 OBC
Battery Wet					
BATTERY 6V 242AH WET	56206079	0			●

● Standard equipment

Included accessories	Ref. no.	Min. required	FOCUS II MRIDER 26D A255 OBC	FOCUS II MRIDER 26D CHEM W242	FOCUS II MRIDER 26D CHEM A255
Battery Wet					
BATTERY 6V 242AH WET	56206079	0		●	

● Standard equipment

Included accessories	Ref. no.	Min. required	FOCUS II MRIDER 28B W242 OBC	FOCUS II MRIDER 28B A255 OBC	FOCUS II MRIDER 28B CHEM W242
Battery Wet					
BATTERY 6V 242AH WET	56206079	0	●		●



Rider Floor Scrubbers

● Standard equipment

Included accessories		Ref. no.	Min. required	FOCUS II MRIDER 28B CHEM A255
Battery Wet				
	BATTERY 6V 242AH WET	56206079	0	

Model	SCRUBBER FOCUS II RIDER 26D	SCRUBBER FOCUS II RIDER 28 BOOST	FOCUS II MRIDER 26D W242 OBC
Ref. no.	9087278020	9087280020	56382626

PRODUCT FEATURES

One touch control panel	●	●	●
Silent mode	●	●	●
Safe-T-Steering feature	●	●	●
Thermal overload protection	●	●	●
Superior Line of Sight	●	●	●
Security Key Switch	●	●	●
SafetyGlide Deck	●	●	●

Model	FOCUS II MRIDER 26D A255 OBC	FOCUS II MRIDER 26D CHEM W242	FOCUS II MRIDER 26D CHEM A255
Ref. no.	56382627	56382628	56382629

PRODUCT FEATURES

One touch control panel	●	●	●
Silent mode	●	●	●
Safe-T-Steering feature	●	●	●
Thermal overload protection	●	●	●
Superior Line of Sight	●	●	●
Security Key Switch	●	●	●
SafetyGlide Deck	●	●	●

Model	FOCUS II MRIDER 28B W242 OBC	FOCUS II MRIDER 28B A255 OBC	FOCUS II MRIDER 28B CHEM W242
Ref. no.	56382630	56382631	56382632

PRODUCT FEATURES

One touch control panel	●	●	●
Silent mode	●	●	●
Safe-T-Steering feature	●	●	●
Thermal overload protection	●	●	●
Superior Line of Sight	●	●	●
Security Key Switch	●	●	●



Rider Floor Scrubbers

Model	FOCUS II MRIDER 28B W242 OBC	FOCUS II MRIDER 28B A255 OBC	FOCUS II MRIDER 28B CHEM W242
Ref. no.	56382630	56382631	56382632

PRODUCT FEATURES

SafetyGlide Deck	•	•	•
------------------	---	---	---

Model	FOCUS II MRIDER 28B CHEM A255		
Ref. no.	56382633		

PRODUCT FEATURES

One touch control panel	•
Silent mode	•
Safe-T-Steering feature	•
Thermal overload protection	•
Superior Line of Sight	•
Security Key Switch	•
SafetyGlide Deck	•

Technical specifications	SCRUBBER FOCUS II RIDER 26D	SCRUBBER FOCUS II RIDER 28 BOOST	FOCUS II MRIDER 26D W242 OBC
Approvals	ETL, CSA	ETL, CSA	ETL, CSA
Maximum running time	3.5 hours	3.5 hours	3.5 hours
Power source	(4) 6 Volt batteries (wet acid and AGM maintenance-free)	(4) 6 Volt batteries (wet acid and AGM maintenance-free)	(4) 6 Volt batteries (wet acid and AGM maintenance-free)
Voltage (V)	24 VDC	24 VDC	24 VDC
Ip protection class	IPX3	IPX3	IPX3
Brush motor (W)	0.54 hp (400 W)	0.75 hp (560 W)	0.54 hp (400 W)
Min. turn-around aisle width (CM)	59 in (150 cm)	59 in (150 cm)	59 in (150 cm)
Brush speed (RPM)	230 RPM	2,250 RPM	230 RPM
Water flow (l/min.)	0 - 0.8 gpm (0 - 3.0 L/min)	0 - 0.8 gpm (0 - 3.0 L/min)	0 - 0.8 gpm (0 - 3.0 L/min)
Weight without batteries	385.8 lb (175 kg) w/ empty tanks	401 lb (182 kg) w/ empty tanks	385.8 lb (175 kg) w/ empty tanks
Vacuum motor	0.56 hp (420 W)	0.56 hp (420 W)	0.56 hp (420 W)
Scrub head type	Dual Disc	BOOST	Dual Disc
Scrub path	26 in (660 mm)	28 in (711 mm)	26 in (660 mm)
Capacity	21 gal (80 L)	21 gal (80 L)	21 gal (80 L)
Max. speed	3.7 mph (6 km/hr)	3.7 mph (6 km/hr)	3.7 mph (6 km/hr)
Vacuum airflow	55.3 CFM (26.1 L/ Sec)	55.3 CFM (26.1 L/ Sec)	55.3 CFM (26.1 L/ Sec)
Vacuum waterlift	57 in (14.2 KPA)	57 in (14.2 KPA)	57 in (14.2 KPA)
Max. ramp climbing	16 degrees	16 degrees	16 degrees



Rider Floor Scrubbers

Technical specifications	SCRUBBER FOCUS II RIDER 26D	SCRUBBER FOCUS II RIDER 28 BOOST	FOCUS II MRIDER 26D W242 OBC
Battery charger	24 VDC onboard	24 VDC onboard	24 VDC onboard
Dimensions (W/O Squeegee)	53.5 x 26.4 x 48.4 in (136 x 67 x 123 cm)	53.5 x 28.7 x 48.4 in (136 x 73 x 123 cm)	53.5 x 26.4 x 48.4 in (136 x 67 x 123 cm)
Max. weight (full solution tank and largest batteries)	983.2 lb (446 kg)	1,005 lb (456 kg)	983.2 lb (446 kg)
Brush pressure	Setting 1 = 65 lb (30 kg) / Setting 2 = 105 lb (48 kg)	Setting 1 = 65 lb (30 kg) / Setting 2 = 105 lb (48 kg)	Setting 1 = 65 lb (30 kg) / Setting 2 = 105 lb (48 kg)
Squeegee width	35 in (89 cm)	35 in (89 cm)	35 in (89 cm)
Productivity at 3.7 mph	42,328 sq ft/hr (3,932 sq m/hr)	45,484 sq ft/hr (4,226 sq m/hr)	42,328 sq ft/hr (3,932 sq m/hr)
PSI Front Tire with Operator and Full Tank	72.5 psi (0.5 N/sq mm)	72.5 psi (0.5 N/sq mm)	72.5 psi (0.5 N/sq mm)
PSI Rear Tires with Operator and Full Tank	130.5 psi (0.9 N/ sq mm)	130.5 psi (0.9 N/ sq mm)	130.5 psi (0.9 N/ sq mm)
Sound pressure level EN ISO 11201: 1995	High Setting = 65 dB A / Low Setting = 61 dB A	High Setting = 65 dB A / Low Setting = 61 dB A	High Setting = 65 dB A / Low Setting = 61 dB A

Technical specifications	FOCUS II MRIDER 26D A255 OBC	FOCUS II MRIDER 26D CHEM W242	FOCUS II MRIDER 26D CHEM A255
Approvals	ETL, CSA	ETL, CSA	ETL, CSA
Maximum running time	3.5 hours	3.5 hours	3.5 hours
Power source	(4) 6 Volt batteries (wet acid and AGM maintenance-free)	(4) 6 Volt batteries (wet acid and AGM maintenance-free)	(4) 6 Volt batteries (wet acid and AGM maintenance-free)
Voltage (V)	24 VDC	24 VDC	24 VDC
Ip protection class	IPX3	IPX3	IPX3
Brush motor (W)	0.54 hp (400 W)	0.54 hp (400 W)	0.54 hp (400 W)
Min. turn-around aisle width (CM)	59 in (150 cm)	59 in (150 cm)	59 in (150 cm)
Brush speed (RPM)	230 RPM	230 RPM	230 RPM
Water flow (l/min.)	0 - 0.8 gpm (0 - 3.0 L/min)	0 - 0.8 gpm (0 - 3.0 L/min)	0 - 0.8 gpm (0 - 3.0 L/min)
Weight without batteries	385.8 lb (175 kg) w/ empty tanks	385.8 lb (175 kg) w/ empty tanks	385.8 lb (175 kg) w/ empty tanks
Vacuum motor	0.56 hp (420 W)	0.56 hp (420 W)	0.56 hp (420 W)
Scrub head type	Dual Disc	Dual Disc	Dual Disc
Scrub path	26 in (660 mm)	26 in (660 mm)	26 in (660 mm)
Capacity	21 gal (80 L)	21 gal (80 L)	21 gal (80 L)
Max. speed	3.7 mph (6 km/hr)	3.7 mph (6 km/hr)	3.7 mph (6 km/hr)
Vacuum airflow	55.3 CFM (26.1 L/ Sec)	55.3 CFM (26.1 L/ Sec)	55.3 CFM (26.1 L/ Sec)
Vacuum waterlift	57 in (14.2 KPA)	57 in (14.2 KPA)	57 in (14.2 KPA)
Max. ramp climbing	16 degrees	16 degrees	16 degrees
Battery charger	24 VDC onboard	24 VDC onboard	24 VDC onboard
Dimensions (W/O Squeegee)	53.5 x 26.4 x 48.4 in (136 x 67 x 123 cm)	53.5 x 26.4 x 48.4 in (136 x 67 x 123 cm)	53.5 x 26.4 x 48.4 in (136 x 67 x 123 cm)



Rider Floor Scrubbers

Technical specifications	FOCUS II MRIDER 26D A255 OBC	FOCUS II MRIDER 26D CHEM W242	FOCUS II MRIDER 26D CHEM A255
Max. weight (full solution tank and largest batteries)	983.2 lb (446 kg)	983.2 lb (446 kg)	983.2 lb (446 kg)
Brush pressure	Setting 1 = 65 lb (30 kg) / Setting 2 = 105 lb (48 kg)	Setting 1 = 65 lb (30 kg) / Setting 2 = 105 lb (48 kg)	Setting 1 = 65 lb (30 kg) / Setting 2 = 105 lb (48 kg)
Squeegee width	35 in (89 cm)	35 in (89 cm)	35 in (89 cm)
Productivity at 3.7 mph	42,328 sq ft/hr (3,932 sq m/hr)	42,328 sq ft/hr (3,932 sq m/hr)	42,328 sq ft/hr (3,932 sq m/hr)
PSI Front Tire with Operator and Full Tank	72.5 psi (0.5 N/sq mm)	72.5 psi (0.5 N/sq mm)	72.5 psi (0.5 N/sq mm)
PSI Rear Tires with Operator and Full Tank	130.5 psi (0.9 N/ sq mm)	130.5 psi (0.9 N/ sq mm)	130.5 psi (0.9 N/ sq mm)
Sound pressure level EN ISO 11201: 1995	High Setting = 65 dB A / Low Setting = 61 dB A	High Setting = 65 dB A / Low Setting = 61 dB A	High Setting = 65 dB A / Low Setting = 61 dB A

Technical specifications	FOCUS II MRIDER 28B W242 OBC	FOCUS II MRIDER 28B A255 OBC	FOCUS II MRIDER 28B CHEM W242
Approvals	ETL, CSA	ETL, CSA	ETL, CSA
Maximum running time	3.5 hours	3.5 hours	3.5 hours
Power source	(4) 6 Volt batteries (wet acid and AGM maintenance-free)	(4) 6 Volt batteries (wet acid and AGM maintenance-free)	(4) 6 Volt batteries (wet acid and AGM maintenance-free)
Voltage (V)	24 VDC	24 VDC	24 VDC
Ip protection class	IPX3	IPX3	IPX3
Brush motor (W)	0.75 hp (560 W)	0.75 hp (560 W)	0.75 hp (560 W)
Min. turn-around aisle width (CM)	59 in (150 cm)	59 in (150 cm)	59 in (150 cm)
Brush speed (RPM)	2,250 RPM	2,250 RPM	2,250 RPM
Water flow (l/min.)	0 - 0.8 gpm (0 - 3.0 L/min)	0 - 0.8 gpm (0 - 3.0 L/min)	0 - 0.8 gpm (0 - 3.0 L/min)
Weight without batteries	401 lb (182 kg) w/ empty tanks	401 lb (182 kg) w/ empty tanks	401 lb (182 kg) w/ empty tanks
Vacuum motor	0.56 hp (420 W)	0.56 hp (420 W)	0.56 hp (420 W)
Scrub head type	BOOST	BOOST	BOOST
Scrub path	28 in (711 mm)	28 in (711 mm)	28 in (711 mm)
Capacity	21 gal (80 L)	21 gal (80 L)	21 gal (80 L)
Max. speed	3.7 mph (6 km/hr)	3.7 mph (6 km/hr)	3.7 mph (6 km/hr)
Vacuum airflow	55.3 CFM (26.1 L/ Sec)	55.3 CFM (26.1 L/ Sec)	55.3 CFM (26.1 L/ Sec)
Vacuum waterlift	57 in (14.2 KPA)	57 in (14.2 KPA)	57 in (14.2 KPA)
Max. ramp climbing	16 degrees	16 degrees	16 degrees
Battery charger	24 VDC onboard	24 VDC onboard	24 VDC onboard
Dimensions (W/O Squeegee)	53.5 x 28.7 x 48.4 in (136 x 73 x 123 cm)	53.5 x 28.7 x 48.4 in (136 x 73 x 123 cm)	53.5 x 28.7 x 48.4 in (136 x 73 x 123 cm)
Max. weight (full solution tank and largest batteries)	1,005 lb (456 kg)	1,005 lb (456 kg)	1,005 lb (456 kg)
Brush pressure	Setting 1 = 65 lb (30 kg) / Setting 2 = 105 lb (48 kg)	Setting 1 = 65 lb (30 kg) / Setting 2 = 105 lb (48 kg)	Setting 1 = 65 lb (30 kg) / Setting 2 = 105 lb (48 kg)



Rider Floor Scrubbers

Technical specifications	FOCUS II MRIDER 28B W242 OBC	FOCUS II MRIDER 28B A255 OBC	FOCUS II MRIDER 28B CHEM W242
Squeegee width	35 in (89 cm)	35 in (89 cm)	35 in (89 cm)
Productivity at 3.7 mph	45,484 sq ft/hr (4,226 sq m/hr)	45,484 sq ft/hr (4,226 sq m/hr)	45,484 sq ft/hr (4,226 sq m/hr)
PSI Front Tire with Operator and Full Tank	72.5 psi (0.5 N/sq mm)	72.5 psi (0.5 N/sq mm)	72.5 psi (0.5 N/sq mm)
PSI Rear Tires with Operator and Full Tank	130.5 psi (0.9 N/ sq mm)	130.5 psi (0.9 N/ sq mm)	130.5 psi (0.9 N/ sq mm)
Sound pressure level EN ISO 11201: 1995	High Setting = 65 dB A / Low Setting = 61 dB A	High Setting = 65 dB A / Low Setting = 61 dB A	High Setting = 65 dB A / Low Setting = 61 dB A

Technical specifications	FOCUS II MRIDER 28B CHEM A255
Approvals	ETL, CSA
Maximum running time	3.5 hours
Power source	(4) 6 Volt batteries (wet acid and AGM maintenance-free)
Voltage (V)	24 VDC
Ip protection class	IPX3
Brush motor (W)	0.75 hp (560 W)
Min. turn-around aisle width (CM)	59 in (150 cm)
Brush speed (RPM)	2,250 RPM
Water flow (l/min.)	0 - 0.8 gpm (0 - 3.0 L/min)
Weight without batteries	401 lb (182 kg) w/ empty tanks
Vacuum motor	0.56 hp (420 W)
Scrub head type	BOOST
Scrub path	28 in (771 mm)
Capacity	21 gal (80 L)
Max. speed	3.7 mph (6 km/hr)
Vacuum airflow	55.3 CFM (26.1 L/ Sec)
Vacuum waterlift	57 in (14.2 KPA)
Max. ramp climbing	16 degrees
Battery charger	24 VDC onboard
Dimensions (W/O Squeegee)	53.5 x 28.7 x 48.4 in (136 x 73 x 123 cm)
Max. weight (full solution tank and largest batteries)	1,005 lb (456 kg)
Brush pressure	Setting 1 = 65 lb (30 kg) / Setting 2 = 105 lb (48 kg)
Squeegee width	35 in (89 cm)
Productivity at 3.7 mph	45,484 sq ft/hr (4,226 sq m/hr)



Rider Floor Scrubbers

Technical specifications

FOCUS II MRIDER
28B CHEM A255

PSI Front Tire with Operator and Full Tank

72.5 psi (0.5 N/sq
mm)






PSI Rear Tires with Operator and Full Tank

130.5 psi (0.9 N/ sq
mm)








Sound pressure level EN ISO 11201: 1995

High Setting = 65 dB
A / Low Setting = 61
dB A


● Standard equipment, ○ Supplementary accessories, □ Mountable equipment

Accessories		Ref. no.	Min. required	SCRUBBER FOCUS II RIDER 26D	SCRUBBER FOCUS II RIDER 28 BOOST	FOCUS II MRIDER 26D W242 OBC
Pad Boost						
	PAD-BLACK-14X28-5/CS	997000	0		○	
	PAD-BLACK-14X28-10/CS	997016	0		○	
	PAD-BLUE-14X28-5/CS	997006	0		○	
	PAD-MAROON-14X28-10/CS	997018	0		○	
	PAD-RED-14X28-5/CS	997001	0		○	
	PAD-WHITE-14X28-5/CS	997002	0		○	
	SCR SAND 14X28 80GRIT CS/10EA	997009	0		○	
	SCR SAND 14X28 100GRIT CS/10EA	997010	0		○	
	SCR SAND 14X28 120GRIT CS/10EA	997011	0		○	
	VELCRO 2 SIDE SHT 14X28 BOOST	30794A	0		○	
Battery Wet						
	BATTERY 6V 242AH WET	56206079	0			●
Battery						
	KIT BATTERY WATERING	56601527	0	○	○	○
Squeegee Blade						

Rider Floor Scrubbers







Accessories		Ref. no.	Min. required	SCRUBBER FOCUS II RIDER 26D	SCRUBBER FOCUS II RIDER 28 BOOST	FOCUS II MRIDER 26D W242 OBC
	BLADES SQUEEGEE 890MM 35 GUM RUBBER KIT	9097804000	0	○	○	○
	SQUEEGEE 890MM 35 ALU KIT	9098728000	0	○	○	○
Other						
	MUFF FRESH WATER	9098224000	0	○	○	○
Light Option						
	BEACON FLASHING KIT	9098937000	0	○	○	○
Disc Brush 330 mm						
	BRUSH LITE GRIT 13	10382A	0	○		○
	BRUSH ASM GRIT 13 OD VIS V	11440A	0	○		○
	BRUSH ASM NYLON 13 OD VIS V	11437A	0	○		○
	BRUSH ASM CLEAN GRIT 13 ODVIS	11439A	0	○		○
	BRUSH ASM POLYPROPYLENE 13 ODV	11438A	0	○		○
Pad Holder						
	DRIVER PAD 13 GIMBAL	38035A	0	○		○

● Standard equipment, ○ Supplementary accessories, □ Mountable equipment






Accessories		Ref. no.	Min. required	FOCUS II MRIDER 26D A255 OBC	FOCUS II MRIDER 26D CHEM W242	FOCUS II MRIDER 26D CHEM A255
Pad Boost						
	PAD-BLACK-14X28-5/CS	997000	0			

Clarke®






Rider Floor Scrubbers

Accessories		Ref. no.	Min. required	FOCUS II MRIDER 26D A255 OBC	FOCUS II MRIDER 26D CHEM W242	FOCUS II MRIDER 26D CHEM A255
	PAD-BLACK-14X28-10/CS	997016	0			
	PAD-BLUE-14X28-5/CS	997006	0			
	PAD-MAROON-14X28-10/CS	997018	0			
	PAD-RED-14X28-5/CS	997001	0			
	PAD-WHITE-14X28-5/CS	997002	0			
	SCR SAND 14X28 80GRIT CS/10EA	997009	0			
	SCR SAND 14X28 100GRIT CS/10EA	997010	0			
	SCR SAND 14X28 120GRIT CS/10EA	997011	0			
	VELCRO 2 SIDE SHT 14X28 BOOST	30794A	0			
Battery Wet						
	BATTERY 6V 242AH WET	56206079	0		•	
Battery						
	KIT BATTERY WATERING	56601527	0	○	○	○
Squeegee Blade						
	BLADES SQUEEGEE 890MM 35 GUM RUBBER KIT	9097804000	0	○	○	○
	SQUEEGEE 890MM 35 ALU KIT	9098728000	0	○	○	○
Other						
	MUFF FRESH WATER	9098224000	0	○	○	○
Light Option						
	BEACON FLASHING KIT	9098937000	0	○	○	○
Disc Brush 330 mm						
	BRUSH LITE GRIT 13	10382A	0	○	○	○

Rider Floor Scrubbers







Accessories		Ref. no.	Min. required	FOCUS II MRIDER 26D A255 OBC	FOCUS II MRIDER 26D CHEM W242	FOCUS II MRIDER 26D CHEM A255
	BRUSH ASM GRIT 13 OD VIS V	11440A	0	○	○	○
	BRUSH ASM NYLON 13 OD VIS V	11437A	0	○	○	○
	BRUSH ASM CLEAN GRIT 13 ODVIS	11439A	0	○	○	○
	BRUSH ASM POLYPROPYLENE 13 ODV	11438A	0	○	○	○
Pad Holder						
	DRIVER PAD 13 GIMBAL	38035A	0	○	○	○

● Standard equipment, ○ Supplementary accessories, □ Mountable equipment


Accessories		Ref. no.	Min. required	FOCUS II MRIDER 28B W242 OBC	FOCUS II MRIDER 28B A255 OBC	FOCUS II MRIDER 28B CHEM W242
Pad Boost						
	PAD-BLACK-14X28-5/CS	997000	0	○	○	○
	PAD-BLACK-14X28-10/CS	997016	0	○	○	○
	PAD-BLUE-14X28-5/CS	997006	0	○	○	○
	PAD-MAROON-14X28-10/CS	997018	0	○	○	○
	PAD-RED-14X28-5/CS	997001	0	○	○	○
	PAD-WHITE-14X28-5/CS	997002	0	○	○	○

Clarke®







Rider Floor Scrubbers

Accessories		Ref. no.	Min. required	FOCUS II MRIDER 28B W242 OBC	FOCUS II MRIDER 28B A255 OBC	FOCUS II MRIDER 28B CHEM W242
	SCR SAND 14X28 80GRIT CS/10EA	997009	0	○	○	○
	SCR SAND 14X28 100GRIT CS/10EA	997010	0	○	○	○
	SCR SAND 14X28 120GRIT CS/10EA	997011	0	○	○	○
	VELCRO 2 SIDE SHT 14X28 BOOST	30794A	0	○	○	○
Battery Wet						
	BATTERY 6V 242AH WET	56206079	0	●		●
Battery						
	KIT BATTERY WATERING	56601527	0	○	○	○
Squeegee Blade						
	BLADES SQUEEGEE 890MM 35 GUM RUBBER KIT	9097804000	0	○	○	○
	SQUEEGEE 890MM 35 ALU KIT	9098728000	0	○	○	○
Other						
	MUFF FRESH WATER	9098224000	0	○	○	○
Light Option						
	BEACON FLASHING KIT	9098937000	0	○	○	○
Disc Brush 330 mm						
	BRUSH LITE GRIT 13	10382A	0			
	BRUSH ASM GRIT 13 OD VIS V	11440A	0			
	BRUSH ASM NYLON 13 OD VIS V	11437A	0			
	BRUSH ASM CLEAN GRIT 13 ODVIS	11439A	0			
	BRUSH ASM POLYPROPYLENE 13 ODV	11438A	0			
Pad Holder						







Rider Floor Scrubbers

Accessories		Ref. no.	Min. required	FOCUS II MRIDER 28B W242 OBC	FOCUS II MRIDER 28B A255 OBC	FOCUS II MRIDER 28B CHEM W242
	DRIVER PAD 13 GIMBAL	38035A	0			

● Standard equipment, ○ Supplementary accessories, □ Mountable equipment

Accessories		Ref. no.	Min. required	FOCUS II MRIDER 28B CHEM A255
Pad Boost				
	PAD-BLACK-14X28-5/CS	997000	0	○
	PAD-BLACK-14X28-10/CS	997016	0	○
	PAD-BLUE-14X28-5/CS	997006	0	○
	PAD-MAROON-14X28-10/CS	997018	0	○
	PAD-RED-14X28-5/CS	997001	0	○
	PAD-WHITE-14X28-5/CS	997002	0	○
	SCR SAND 14X28 80GRIT CS/10EA	997009	0	○
	SCR SAND 14X28 100GRIT CS/10EA	997010	0	○
	SCR SAND 14X28 120GRIT CS/10EA	997011	0	○
	VELCRO 2 SIDE SHT 14X28 BOOST	30794A	0	○
Battery Wet				
	BATTERY 6V 242AH WET	56206079	0	
Battery				
	KIT BATTERY WATERING	56601527	0	○
Squeegee Blade				
	BLADES SQUEEGEE 890MM 35 GUM RUBBER KIT	9097804000	0	○
	SQUEEGEE 890MM 35 ALU KIT	9098728000	0	○

Rider Floor Scrubbers

Accessories		Ref. no.	Min. required	FOCUS II MRIDER 28B CHEM A255
Other				
	MUFF FRESH WATER	9098224000	0	○
Light Option				
	BEACON FLASHING KIT	9098937000	0	○
Disc Brush 330 mm				
	BRUSH LITE GRIT 13	10382A	0	
	BRUSH ASM GRIT 13 OD VIS V	11440A	0	
	BRUSH ASM NYLON 13 OD VIS V	11437A	0	
	BRUSH ASM CLEAN GRIT 13 ODVIS	11439A	0	
	BRUSH ASM POLYPROPLENE 13 ODV	11438A	0	
Pad Holder				
	DRIVER PAD 13 GIMBAL	38035A	0	