

## Floor Machine

### Dual speeds, one result: beautiful, high gloss floors, fast

Your floors say a lot about the quality of your organization. The Clarke® CFP Pro® 20DS Floor Machine helps ensure years of beautiful, high gloss finishes that are sure to be noticed.

### Simple. Rugged. Versatile.

Featuring rugged, all-metal construction and a high-powered 1.5 hp motor with Dual-Speed rotating action, the Clarke CFP Pro 20DS Floor Machine delivers heavy-duty performance in a wide range of flooring environments. Fingertip controls, handle-mounted lockout switch and safety-yellow cord with convenient cord wrap help maximize safety, simplify use and expedite storage.

- Two buffing speeds improve floor care productivity
- All-metal construction, including all-steel, triple-planetary gearbox and cast-aluminum chassis, ensures years of dependable operation
- 1.5 hp motor provides plenty of power
- Easy-to-use fingertip controls and universal clutch plate make operation simple
- Handle-mounted, safety lockout switch improves safety
- 50-foot safety-yellow power cord extends range, then stores easily on convenient cord wrap

- Standard equipment



Picture shown may not represent model quoted

Model	CFP PRO 20DS 20INCH DUAL SPEED POLISHER
Ref. no.	CLARKE20DS

PRODUCT FEATURES	
Two speed	•
Safety Yellow Cord	•
Easy-to-use Fingertip Controls	•
Safety Lock-out Switch	•
Foot-activated Handle Lock	•
Universal clutch plate	•

Technical specifications	
Power cable ft. (m)	50 ft (15.2 m), safety yellow
Motor type	DC rectified, 66 frame
Transmission	Triple planetary, all steel
Power supply (V)	110 V, 1.5 hp (1,100 W)
Sound level	Low: 65 dB A / High: 68 dB A
Weight (lbs)	98 lb (44.5 kg)
Shipping weight (KG)	112 lb (50.8 kg)







## Floor Machine

## Technical specifications

	CFP PRO 20DS 20INCH DUAL SPEED POLISHER
Dimensions L x W x H	27 x 15 x 17 in (68.6 x 38 x 43 cm)
Pad driver	19 in (48.3 cm)
Deck size	20 in (50.8 cm)
Low speed	185 RPM
High speed	330 RPM
Wheels	(2) 5 in (12.7 cm) non-marking gray
Amp draw	12-13 amps

● Standard equipment, ○ Supplementary accessories, □ Mountable equipment

Accessories		Ref. no.	Min. required	CFP PRO 20DS 20INCH DUAL SPEED POLISHER
<b>Brush</b>				
	BRUSH 13 STEEL WIRE	30767A	0	○
	BRUSH ASM POLISH FM/C/VP/DS	480916	0	○
	BRUSH ASM STL WIRE FM17 1700	460918	0	○
	BRUSH NYLON CARPET 17	51499A	0	○
	BRUSH POLYPRO SCRUB 17	51705A	0	○
	BRUSH POLYPRO SCRUB 20	51707A	0	○
<b>Pad Holder</b>				
	19 INCH PAD HOLDER ASSEMBLY	MF-VF022	0	○
	PAD DRIVER 16 SUPER GRIPSHO	37008A	0	○
	PAD DRIVER 20	30639A	0	○
	PAD HOLDER-17 NP92 CLUTCH	56505910	0	○
	PAD HOLDER-20 NP92 CLUTCH	56505920	0	○
	PAD HOLDER 406MM 16	MF-VF021	0	○
<b>Pad</b>				
	PAD DRIVER 17	30638A	0	○
	PAD DRIVER 19 SUPER GRIPSHO	37011A	0	○

# Clarke®

Floor Machine

Accessories		Ref. no.	Min. required	CFP PRO 20DS 20INCH DUAL SPEED POLISHER
<b>Tank</b>				
	2.5 GALLON SOLUTION TANK ASSEMBLY	VF001U	0	○
	TANK ASM POLISHERS	53853A	0	○