

## **Clean Storm TM4 CRB-17" Wide Counter Rotating Brush (CRB) Pre-Scrubber Shampooer and Dry Cleaning Machine VLM (Very Low Moisture)**

Clean up to 10,000 sq ft per hour (929 sq meters)

### **Commercial carpet cleaning system that gives you 6 machines in 1.**

1. Ultimate Pre-scrubbing agitator for before hot water extraction.
2. Adsorbent powder and encapsulation dry carpet cleaning machine.
3. Hard floor cleaning machine. 4. Pile lifting machine.
5. Area rug and wool cleaning machine.
6. Ultimate Hair removal machine.

Do you walk over money at your job sites?

Do you say you are only a carpet cleaner and walk over the tile to get to the carpet?

Do you set the area rug out of the way so you can clean the wall to wall carpet underneath because you are scared they might bleed? Bring your carpet cleaning company into the 21 century with the CRB-17.

**Can be used on dry, or damp carpet.**

**Change between brush types in under one minute. From soft area rug brushes, carpet cleaning brushes, tile cleaning brushes.**

**Ultra fast and super easy to use.**

**Counter rotation of brushes makes the machine glide over the carpet like a hockey puck on ice!**

**Built for the dry cleaning industry but quickly taking over as the best prescrubbing machine on the market today.**

**Use before you rinse with your portable or truckmounted hot water extraction machine.**

**One machine can drive and clean the carpet, tile and delicate wool rugs.**

- 1 year limited warranty on machine
- 2 year limited warranty on motor
- Motor: 750W
- Electricity: 120V
- Brush rotation: 380 RPM
- Sound level: 57.8 dB
- Dirty water capacity: 0.9 gal
- Cleaning capacity (carpet/hard floor encapsulation cleaning): 7500 square feet/hour/ Agitation for prescrubbing 10,000 sq ft hr.
- Includes **Blue "medium" Carpet Cleaning Brush**. (Photo shown with optional Tile and grout brushes, see option below)
- 15" Wide Brush / 17" Wide Housing
- Machines have splash proof electronics and can be used in rug pits, carpets and hard floor surfaces.
- 



- 
- Cylindrical counter-rotating brushes turning at 380 RPM dislodge embedded soils without damaging carpet fibers

- Renovator system captures dry particulate matter and debris and lifts pile while agitating.
- Solution dries in minutes
- Multi-purpose: use to agitate prespray before hot water extraction; change brushes for wood floors and other hard surfaces
- 20-inch cleaning path delivers up to 5000 square feet per hour of cleaning. Connect two units for even faster cleaning!
- Great for residential and commercial carpet

**Includes snap in stainless steel dust and splash covers and renovators for dirt and adsorbent power collection.**



**Includes: Transport and dolly tray with anti brush crushing technology.**



**Includes: Snap in Stainless steel splash and dust cover with transport wheels.**



**Includes: Snap in Stainless steel renovator trays with view windows.**

**Quadruple discount: Free shipping, free chemical, free power cord, free extended warranty!**



FREE dealer provided 20190915  
 Extension Power cord 14-3 X 40 ft Heavy Duty 20  
 Please note the standard unit does not include a power cord so we provide one for you.  
 50 ft provide enough distance to eliminate having to relocate your plug to new outlets.



FREE Dealer Provided  
Harvard CRB and VLM Encapsulation Cleaner Combination 20161206  
 or similar  
 You will love this stuff and order more!



FREE Dealer Provided  
Extended Warranties for Equipment Valued up to 7499.99 Available  
Cleaners Priority Service Warranty SBMW  
 We take the factory 1 year warranty and add 2 more years, parts, labor, shipping and even on site service!









Assembled in the USA from globally sourced products.

**Question:** Are the soft white brushes that are supplied with the machine OK to use on wool, jute, sisal, and silk rugs?




**Answer:** The with brushes on the Clean Storm CRB-17 do just fine on natural fibers, however, I do try brushes on any small area of the carpet or rug prior to performing the actual cleaning job. So most customer will opt to purchase the Tile Cleaning Brushes as the backup set.

Power	750W/110V/60Hz
Brush rotation speed	380 RPM
Working width	15 in.   38 cm
Weight	53 lbs.   24 kg
Dimensions (W × H × D)	17.0 × 9.2 × 42.5 in. 40.6 × 69.9 × 105.8 cm
Cleaning capacity	7,500 sq. ft.   697 sq. m (max. per hour)

Specifications	subject to change without notice. Some values may be approximate.
are	
*Capacity	on encapsulation cleaning on light soil.
based	

**Owners Manual**  
**[CRB 2019 Manual](#)**  
**Schematics**

**Video at <https://youtu.be/-AvgkUn359k>**  
**Optional**

	<a href="#">Optional TM4 Tile Cleaning Hard Black Brush CRB 15" B750 Each</a>
	<b><u>Optional Strong Dry TM4 15 Inch White Soft Brush for 17 Inch CRB Machine</u></b>
	<b><u>Optional Strong Dry Stair Climbing Wheel Set for TM4 and TM5 Xup</u></b>





**Optional Strong Dry TM4 CRB17 Tandem Bar T-4S**



**Optional Clean Storm 6.6 CRB 500psi Speed Package Carpet Cleaning System**

Manufacturer: Clean Storm

Optional



Optional  
**Strong Industries AbZorb Ultra Pro Organic Compound Dry Carpet Cleaner**  
**28 lbs. DryZone 20170401**



**Strong Dry B754-DS Hard Brush 15in for CRB Floor Scrubber Machine -**  
**Replacement Yellow Brush Each CRB**

**[Compare with other CBR machines HERE](#)**

Compare to current or past OEM associations:

To a Whittaker machine, Strong Dry machine

Pro 35 Machine

Brush N Clean

Truckmount Forums CRB15 15" Multi-Clean Counter Rotating Brush

MasterBlend 320100

ND15

1640-7924

Zerorez Lifter

Sapphire Scientific 67-065 CRB 1580 , 15" Dry clean machine

CRB Industries TM4

Purchase in a package and get free shipping

### **Preventive Maintenance on CRB Machines**

- Between each job, remove the brushes and wipe out the crud under the brush cover and by the bearings. (Use box rags, thick paper towel)
- At the end of the day after all jobs, use a cleaner such as Mr. Clean, Windex or a possible disinfectant with a scrub brush and wipe down with box rags.
- Make sure the bearings on the non-gear side spin freely, the moment they begin to not spin freely; it can torque the gear side and cause the gears to break. You will need to replace the non-gear side bearings as soon as they stop spinning freely. Important to check this on a weekly basis.
- Cleaning of Brushes: Take a 5-gallon bucket full of hot water and place the brushes in it. It will normally turn extremely black. Empty out the 5-gallon bucket and repeat. For extreme rat nasty with some brushes, you may need to repeat this process 6-7 times. The avg. time it takes per bucket full of hot water is 45 mins. During the final soak pour a few ounces of disinfectant and let it sit for 30-60 mins. Remove from bucket, set in front of fan and let dry.
- Remember the brushes get full of crud, dirt and debris and that overtime you don't get as good as a clean. As the brush spins, all the crud collects on the black tube and it collects on the bristles from the inside moving out. However, if you constantly clean the brushes at the end of the day, they stay almost brand new for an incredibly long period of time.

Note: It can take up to 2 days for the dirtiest of brushes as you repeat the bucket of hot water process 6-7 times. It is recommend you do the process as much as needed until the water does not change colors. Also, if you do not properly clean after every job, the crud builds up and the gears work harder since the brush has to fight against the built up crud and this can cause the gears to break.

- Brush Rotation: Do not rotate the brushes from front to back. Since the brushes are soaked in hot water, it takes the memory out of that brush. However, if you use the machine for a long period of time, you will need to flip the brush but not front to back, only the other way around. It is important to remember that the brushes have a natural curve to the bristles tips and the bristles form "a memory" after constant use. You will need to rotate the brushes so the memory goes the opposite direction and begins to clean better.

Note: In order to tell when this happens, pay close attention to the cleaning results. If the results become mediocre, then flip the brushes.

- Insert some grease between the bearing and the cover and the bearing shaft entrance every month.
- Every 3 months, remove the gear cover, clean the gears and re-grease with white lithium grease.
- Make it a habit to remove the bearing cover every month to clean it up well with W-40 and make sure to dry it with compressed air and fit the cover

together again.

Question: How do I use the provided chemicals (Bone Dry and Control) to encapsulate clean a carpet?

Answer: 1. Prevacuum with a Hepa vacuum cleaner (not provided)

2. Apply diluted Bone Dry per instructions. Normally applied with a pump up sprayer or battery sprayer. If using a pump up sprayer, please change to a larger spray tip opening as most pump up sprayers are for misting herbicides and insecticides and not carpet cleaning prespray. The dirtier the spot or carpet apply more liquid. For maintenance cleaning, apply less pre-spray.

3. Sprinkle Control on top of the applied pre-spray. Adjust amount of product based on soil and spot conditions.

4. With Splash shields and blue brushes installed, use the CRB to scrub both products together in a North - South, East - West direction.

5. Allow to dry.

6. With Renovator catch trays installed, use the CRB to pick up dried Control.

7. Post vacuum with HEPA vacuum cleaner and crevice around the room and any un-moved furniture.

Notes: For lighter cleaning and quick maintenance cleaning, just use the encapsulate Bone Dry pre-spray and scrub in while wet. Allow to dry and post hepa vacuum.