

>



Model Number: EB4040HA-20

Pressure-Pro EB4040HA-20, PWC Eagle Pressure Washer, 4.0 Gpm 4000 Psi, Belt Driven Honda GX390 Engine & AR Pump, Cold Water Gas

Manufacturer: Pressure Pro

Pressure-Pro EB4040HA-20, PWC Eagle Pressure Washer, 4.0 Gpm 4000 Psi, Belt Driven Honda GX390 Engine & AR Pump, Cold Water Gas
Description

The Eagle II 4000 PSI Cold Water Belt Driven Pressure Washer is engineered to handle even your toughest jobs. With a powerful 13 Horsepower GX390 Honda Engine and triplex AR Pump, it delivers 4000 PSI of force with 4 GPM for quick cleaning of driveways, decks, windows and other areas around the job. Featuring high-grade aircraft aluminum frame that will last a lot longer in corrosive cleaning environments. This pressure washer is built for easy transport with ergonomic handle height with ideal balance points is easy to maneuver and doesn't hurt your back or catch your heels when pulling around the jobsite. Eagle II machines do not walk because the dual-padded, shock absorbing feet, handle isolators, and a unique eigne mount system. Unit is also equipped with an on-board gun/wand holder for convenient storage and allows faster access to accessories. For an extra boost, the unit comes with a 50 ft. gray non marking hose that does not leave black marks on clean concert and a set of 5 quick connect nozzles that are conveniently stored on the dash panel providing easy access and allows the operator to match the machine to various applications.

Features

- Gray non-marking Commercial grade 50' hose with quick connects fittings
- 5 quick connect nozzle tips: 0 degree, 15 degree, 25 degree, 40 degree and Chemical nozzle to use for a variety of cleaning applications
- Standard 2pc 42" Insulated Gun/Wand Assembly for easy cleaning
- Oversized, airless tires. Never worry about flat tires again
- Dash panel with integrated gun, wand, and nozzle storage
- Easy pull design, with ideal balance point and handle at optimal height
- Extra-strong, cold-rolled, hardened steel axle
- Ergonomic design for easy portability
- Easy access to inlet and outlet fittings
- Dual-padded, shock absorbing feet

Included

>

- Gun/Wand Assembly with Quick Disconnects
- 50 ft. Quick Connect Hose
- Chemical Injector
- (4) Quick Connect Spray Tips
- (1) Quick Connect Chemical Spray Tip

Specification

Dimensions

Assembled Depth (in.)

41 in

Assembled Height (in.)

25 in

Assembled Width (in.)

26 in

Hose length (in.)

50 in

Interior Hose Diameter (in.)



3/8 in

Wheel Diameter (in.)

12 in

Details

Assembly Required

No

Commercial / Residential

Commercial / Residential

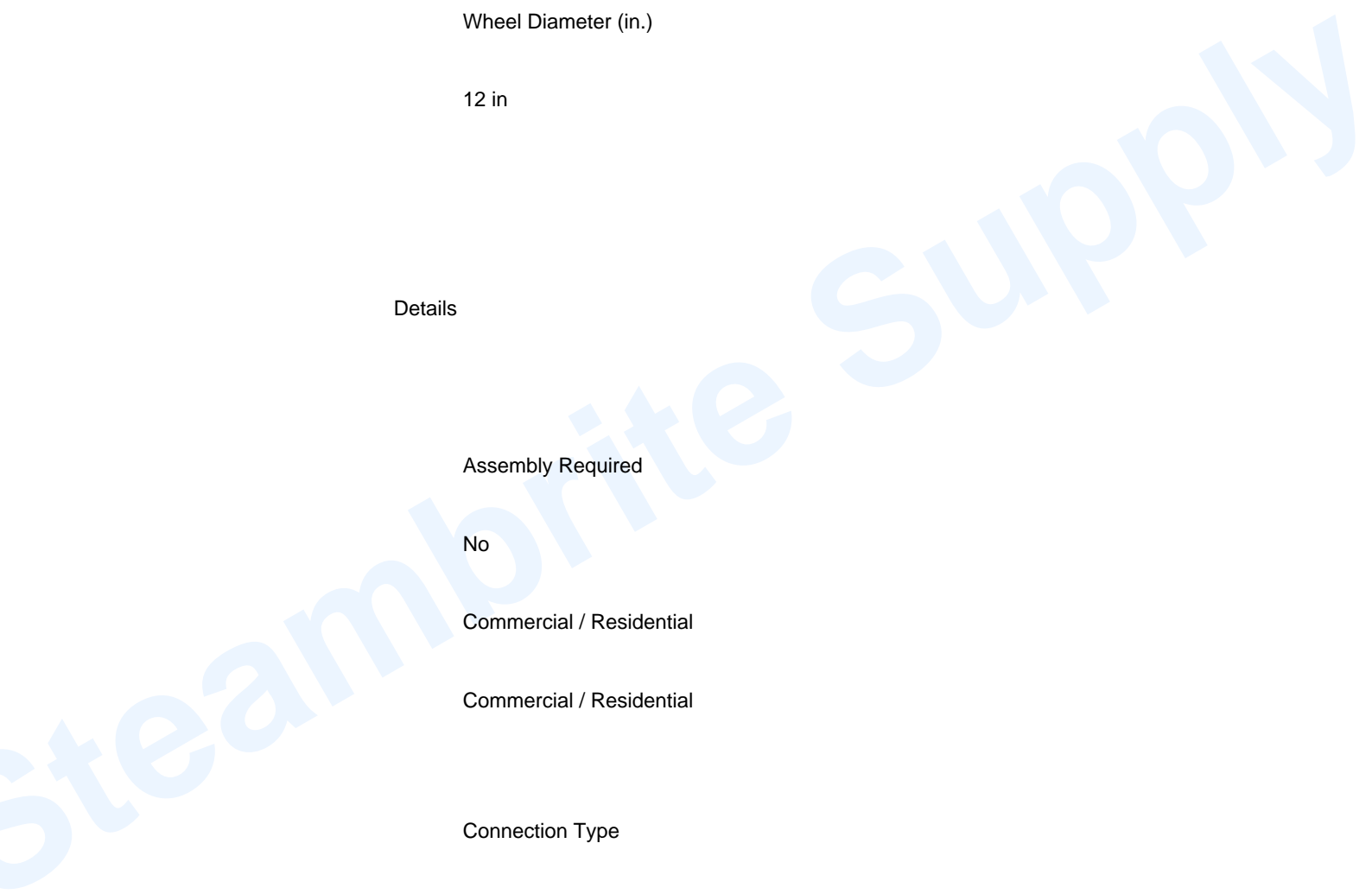
Connection Type

3/8 in. Quick Connect Hose & Trigger Handle

Engine Displacement (cc)

389

Engine Make



>

Honda Engine

Engine Type

Air-cooled 4-stroke OHV

Features

Adjustable pressure, Chemical/detergent injection, Quick connect tips

Fuel Tank Capacity (gal.)

1.6 gal

Gallons Per Minute

4

Hose Material

Reinforced

Included

Bag Kit, Engine oil, Hose, Onboard cord storage, Wheels

Maximum Pressure (PSI)



4000 psi

Nozzle Type

Multi-Pattern

Number of tips included

5

Power Type

Gas

Product Weight (lb.)

157 lb

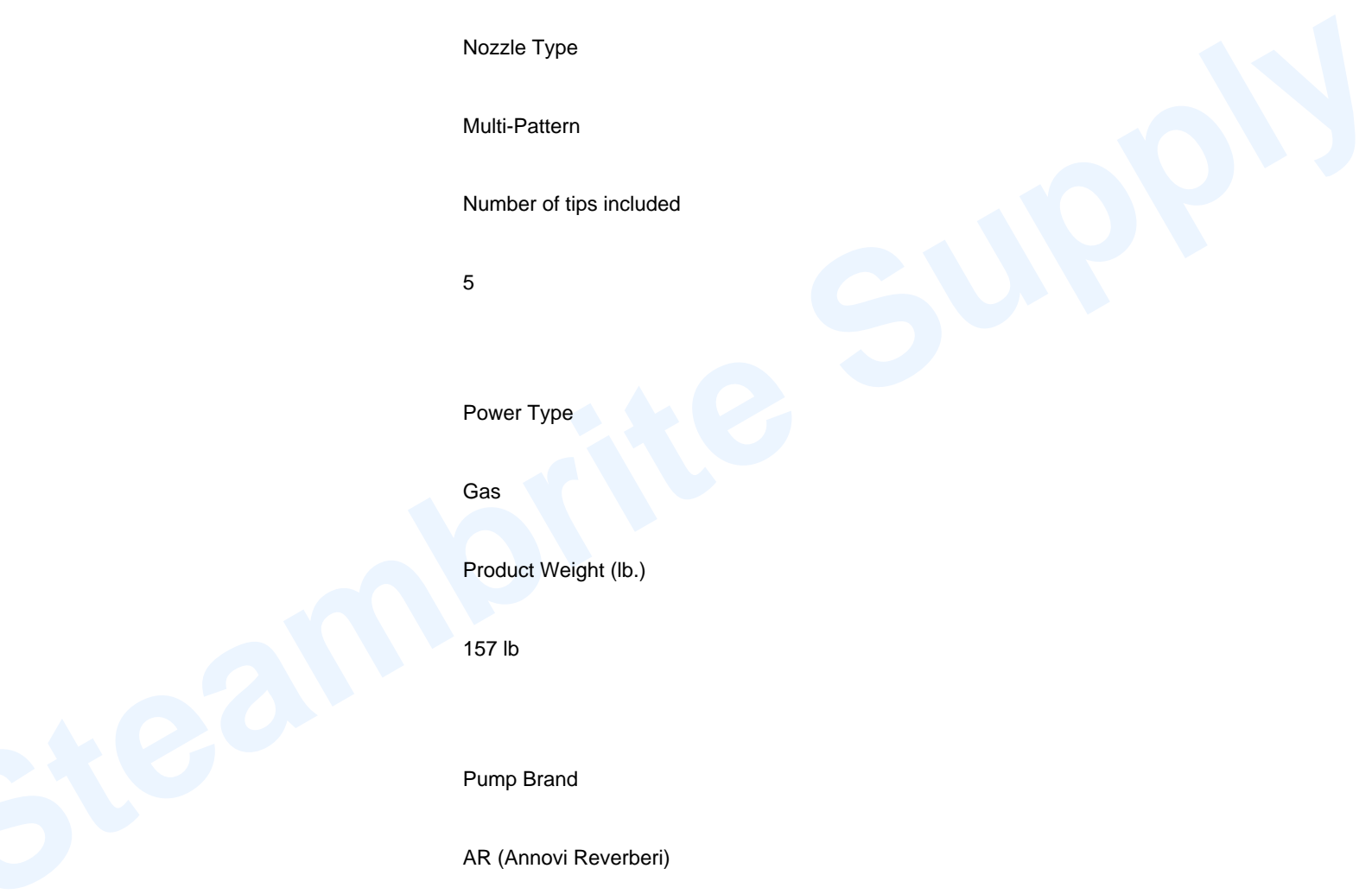
Pump Brand


AR (Annovi Reverberi)

Pump Type

Triplex

Reconditioned





New

Returnable

30-Day

Start Type

Recoil Start

Suggested Use

Driveway, Paint Preparation, Siding

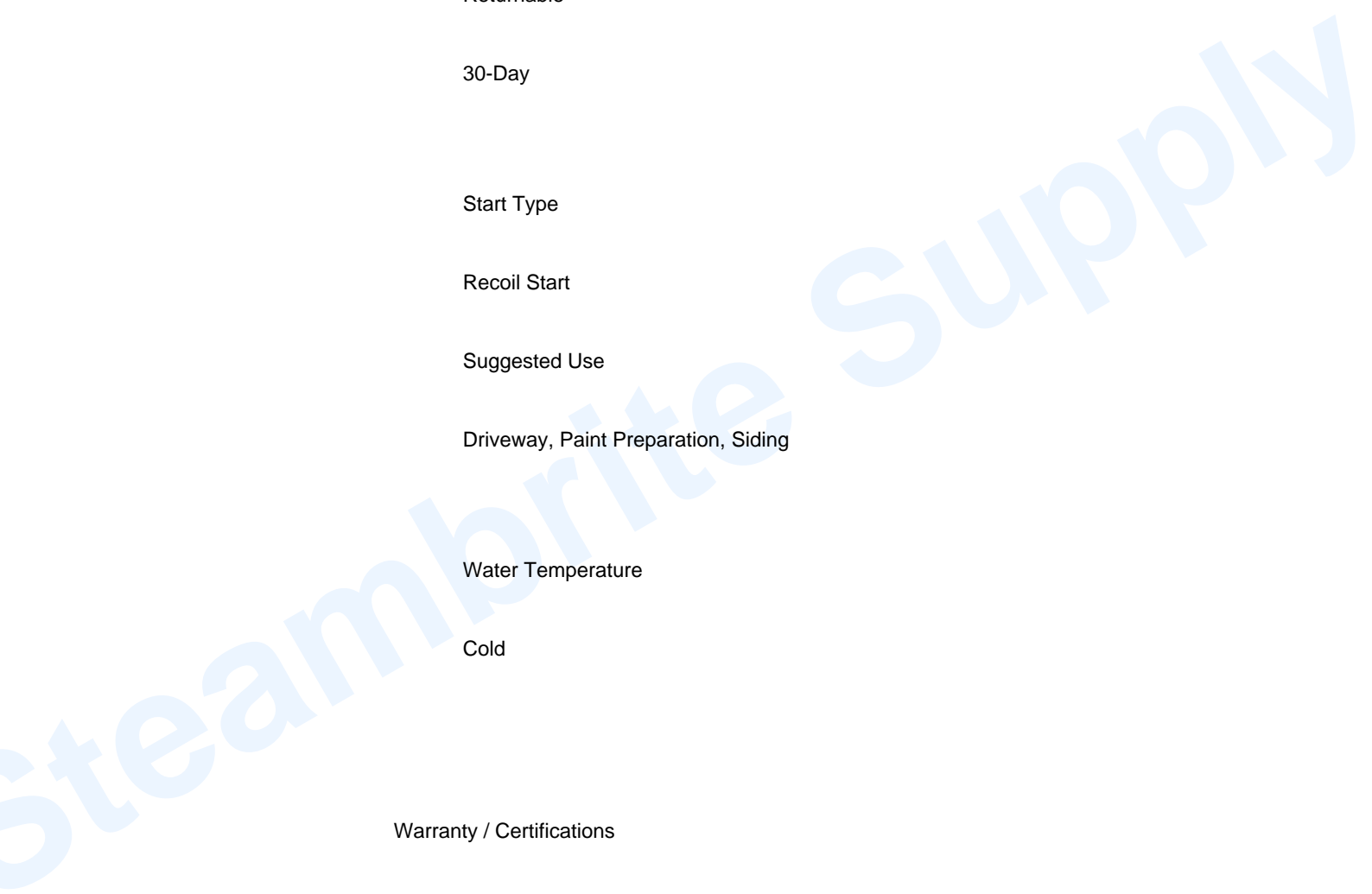
Water Temperature

Cold

Warranty / Certifications

Manufacturer Warranty

Pump: 1 year limited, Engine: 3 year limited



>

<https://kebco.co/en/pressure-washers/1857-eagle-vbelt-gas-eb4040ha-20-eb4040ha-20.html> \$1,829.82 -->

Availability: This product was added to our catalog on Friday 27 September, 2024