

>



Model Number: 20170912

Clean Storm 20170912 Goliath Package, 20gal 500psi Heated 4/2 Stg 14000 BTU Heater, Auto Fill Flood Pumper Carpet Wand

Manufacturer: Clean Storm

Clean Storm 20170912 Goliath Package 20gal 500psi Heated Four 2 Stage Vacs 14000 BTU Heater Muffler 120v Auto Fill Flood Pumper Carpet Cleaning Power Wand Package

Video

## Description

After 30 years of testing equipment in this industry I have had customer ask us to make a package of the best electric portable carpet cleaning machine, the best power wand, the best upholstery tool, the best chemicals, the best UV light, the best of everything! The fastest most efficient way to clean homes, restaurants, office buildings, locate and perform odor control and do flood restoration. Nothing out cleans, out performs, in speed, performance, durability, aggressiveness, dry time, cost VS return on investment that this package. PreSpray faster, agitate and and rinse in one step. Fits in a minivan, does not need any fuel to operate. Only needs 3 power cords for carpet cleaning (2 on machine and one for the power wand) and two for all other types of cleaning. Set up in one place, clean the entire location, non stop production. No filling, no emptying, no bucket heater or waiting for the water to heat up. I always amazes me when customer purchase other portable machines that cost more money and are not near the same quality machine. Just because a portable cost more, does not means it is a more aggressive machine. The Heater exchanger muffler system is HUGE impact on cleaning performance.

Why does this package cost so much? This mostly because it has a \$3000 power wand included (see below). We can remove this wand and replace with a floor machine to scrub and regular tools to rinse to lower the price. This includes more hose, more chemicals and more accessories.

Portable truckmount carpet cleaning machine. This unit is auto fill and auto dump and boost water temperature too! The water pump maintains more cleaning pressure than other 500 psi portables. This is because you can direct connect to any bathroom or kitchen sink with 13/16 or 15/16-27 thread count or 3/4" garden hose or washing machine connection. Other 500 psi portables can loose as much as 50% of the water pressure between squeezing the cleaning trigger and letting go because the pump has to suck out of a fresh tank reservoir and then build the pressure. The Goliath 500 psi system uses the water pressure from the building to feed the pump eliminating the pressure drop that other brands experience. You can also suck water out of a bathtub, bucket, or trash can if you do not want to direct connect the unit to the sink. This machine offers the ability to clean 200 ft from the machine with full productivity and automation of auto fill and dump. This package includes 115 ft of vacuum and solution hose. This is the absolute most performance that can be squeezed out of 2 power cords!

>

Pictures

Also available with Heated Electric 1500 psi pump for tile cleaning

Goliath

Quad Vac Flood pumper with Cleaning Pump

The Industries Strongest Water Extraction and Cleaning Machine!

Waste Tank Size: 20 gallon

Body Construction: Fiberglass box for durability,

Vacuum Motors: Four 2 stage vacuums (8 stages total will operate 200 ft of 2"

vacuum hose!) Vacuum motors are configured: each pair is in series and then both pairs are in parallel for the best of both worlds of high cfm and high inches of lift.

Automation: 30 GPM STAINLESS STEEL sump pump with water level sensor

(machines automatically dumps the dirty water as you clean for non stop production)


Draws only 3.5 amps.

Included

Clean Storm SBM-GO-D-CH-MO Goliath COMPLETE HEAT 20gal  
500psi DUAL HEATED Four 2 Stage Vacs 14000 BTU Heater Plus 1750 watt Heater  
Auto Fill Flood Pumper Auto Dump - MACHINE ONLY

Mytee Trex 15in Rotary Extractor Power Wand 3yr repair protection  
and Brushes with Freight included

-



WestPak 10-0770 Straight Partition Stair and Under-The-Bed Wand  
for Carpet Cleaning tool 40in X 1.5in OD STT-22

Clean Storm 20211209 Speed Perimeter Crevice Tool Vacuum Only  
Pipe 1-1/2in ID 42in Long SBMC42

PMF U1574S Easy Grip Tools 4-1/2in Internal Spray Brass Valve 6ft  
Hide A Hose Hand Wand Esteam 255-085

>

Clean Storm 20121212 Hose Set 115 ft Bundle Dual 50 ft 2 in 15 ft  
1.5in ID Vacuum 1/4 in 3000 psi Solution Connections QDs

Clean Storm AH44 Vacuum hose Cuff 2in Thread X 2.0in Slip - 2in  
Standard 8.708-904.0 B016 J11630 530009  
Includes 2 Units

HydroForce AC10 Hydrofilter Hydro Filter Inline Waste Filter  
Truckmount Hose Mount Carpet Cleaning Lint Filter A97699 1658-1670

AH54 Clean Storm Ball Valve 1/4in Male X Female Pipe 1000 psi  
Chrome Plated Brass AH57 PMV60804 1692-2484  
Includes 3 Units



HydroForce AS08 Injection Prespray Sprayer Pro A70109 UPC  
768724753175

SOS StainOut Systems 71-002 SOS Pro Sub Surface Extraction Tool  
Freight Included

Clean Storm 50604367 Shazaam UV Flashlight Body Fluid Pet Odor  
Urine Detection and Location Kit

Shazaam 20170117 Pet Odor Control Start Up Bundle

>

Shazaam 20170116 Carpet Cleaning Auto Detailing Start Up Chemical Package Starter Package ChemStart

Harvard Chemical 328208 Premium Extraction Powder 4/7.5 lbs Jar  
Case TC3282

Shazaam 20170115 - Chemical Start Up Package for Stains and Spotting Starter Kit

Clean Storm SBM1834 Shower Head Hot Water Hook Up Hose Kit for Auto Fill Carpet Cleaning Machines



Clean Storm 291A Faucet Adapter 15/16ths to Garden Hose  
Connection FGHA AX22 (fits most 13/16ths) 1665-0273 Kaivac FGHA

AX51 Clean Storm 717510409055 Faucet Key Four (4) Way J40-005 and

Hydro-Force AB24 CRW Grandi Groomer Carpet Rake Complete  
Rake and Stick 8.618-214.0 CA001 G180 2626-0707

Hose Wall Buddy Corner Guard 861609 AC18 AC181 CornerG  
8.697-425.0 A56578  
Includes 4 Units

>

Steambrite AH95 Stair Hose Hook with Velcro Strap 8.697-100.0  
1615-1639 HA090B

Training DVD Package of 3 Covers the basics a Cleaner needs to  
know SBMdvdPak All Sales Final

#### Technical Specification:

Primary cord (20 amp) runs (2) vac motors in air series with ball float shutoff and sump pump. If a secondary circuit is not available, machine would perform on this cord. Wired with an in-line GFI and cooling fan.

Secondary circuit (20 amp) runs the (2) other vac motor in air series with a ball float shutoff and check valve with 500 psi water pump.

2" vacuum intake (can operate either 2" or 1-1/2" vacuum hose).

Garden hose cam lock adapter for carpet and tile cleaning auto dump

1-1/2" cam lock adapter for flood restoration (seen in photo below) auto dump

(6) Green lighted splash proof rocker switches.

>

Blue tank/Grey base

Over 250 C.F.M.'s

170" of Lift (normally dual 2 stage in series would only achieve 155" of lift but these MaxVac vacuum motor are actually doing 170" in series! This is one of the reasons we chose this set up. These are not inflated numbers!)

42,500 vacuum units (maximum inches of lift X maximum CFM) make this the strongest electric machines on the market.

Built in auto defoamer needle valve. Gallon of liquid defoamer can be set on top of extractor on jobs where you need to cut some suds. (auto dump systems only dump water and not bubbles)

14,000 BTU belly-mount heat exchanger and muffler. Uses the hot air from the four vacuum motors to heat the water from 120 to 160 degrees (depending on starting water temperature [140 degree F is normal]). This is the same temperature rise as 2000 watt electric heaters but was achieved without the use of any additional electricity.

- 

Factory Installed

Clean Storm Auto Fill Hose 6 ft By 1/2 Inch ID with 90 degree Fitting for Hot water Garden Hose 20130305

6 ft garden hose auto fill hose included with build in 90 degree turn to get you easily hooked up to bathroom sinks.

Note other auto fill machines usually make you purchase the auto fill hose as an option.

Quad 2 Stage Max Vac Vacuum motors are mounted vertical for longer bearing life.

Unit Measurements:

- Handle height is 43-1/8". Machine dimensions" 43-1/8"H x 23"W x 30" L
- Weight (assembled) = 140 lbs. w/out cords.

Goliath Advantages:

1. 20 gallon recovery tank Inside measurements of vacuum waste tank are 15 x 16.5 x 19  
4702.5 cubic inches = 20.36 gallons, usable up to 15 gallons.
2. Auto defoamer needle valve

>

3. 2" vac port will run either 2" or 1-1/2" vacuum hose
4. The highest lift and highest CFM extractor on the market. Nothing comes close. This machine is impressive when it comes to suction. This machine will run longer hose lengths and dry carpet better than any other electric machine that is operating on two power cords.
5. Will operate on one 15 amp power cord, will operate on two 7 amp power cords, will operate on two 15 amp power cords, will operate on two 20 amp power cords. Just turn off features in applications where you have less power available.
6. Triple port water pump out discharge. Choose between dumping out a garden hose or out a 1-1/2" vacuum hose, or through the stainless steel dump valve - your choice, or 1.5" Camlock.
7. Switch plate cover will keep your water resistant switch covers in place. Unlike some other brands the clear water protection cover can fall off once the machine gets old or if it gets knocked around.
8. Non stop cleaning with auto fill and dump included.
9. Hotter water than other portables. Even without the added electric heater this machine was already cleaning with hotter water than other portables. This is because other portables aerate the air and water together as you fill the fresh tank and then store the water in a fresh tank that further cools down the temperature. The Goliath takes water direct from the water heater - boost the pressure- and temperature and puts it right on the carpet. Heater does not use additional electricity to heat the water which means it is less likely to trip a breaker.
10. Strong, hottest, 500 psi, 2 power corded portable on the market. Purchase the Water Otter to clean tile and grout at 1200 psi

## Owner's Manual

These results were achieved with an open vacuum tank

POWERFUL 30 GPM Stainless Steel AUTO DUMP Pump

Color is not guaranteed. The current color is Blue.

Auto Defoamer with adjustment knob

Stainless steel auto dump pump.

QUAD TWO-STAGE VACUUM MOTORS IN SERIES/PARALLEL  
AS PER MANUFACTURERS RECOMMENDATION, MOTORS ARE MOUNTED IN A WAY THE BALANCES THE VACUUM (lift) AND THE VOLUME (cfm), BY MOUNTING THE VACS IN SERIES PAIRS THEN THE PAIRS ARE MOUNTED IN PARRALLEL. THIS BALANCES THE LIFT AND CFM, GIVING BETTER PERFORMANCE THAN HAVING ALL 4 MOTORS IN SERIES (high lift but nominal cfm) OR ALL 4 IN TANDEM (plenty cfm but wimpy vacuum). SO FAR ONLY STEAMBRITE MFG GIVES YOU THIS SUPERIOR DELIVERY SYSTEM FOR 4 VAC

>

## MOTORS.

Belly-Mount 28 pass Heater Exchanger Muffler (mounted under machine between the rear wheels)

(Take a look at the temperature rise chart - with the wand on the carpet the the cfm is reduced from 200 to 100 cf,. Most carpet cleaners use up to a gallon a min while cleaning (lower dark blue line). This heater can produce up to an incredible 40 degree C rise!)

Warm water test:

80 deg F ambient temperature @ home and 109 deg F hot water input and it raised the

temp up to 135 deg F (26 deg rise) at the end of the copper coil going to the pump. Hooked unit up with 15 ft. hose and it dropped the temp to 128 deg F at the tip. Repeated this test a couple of times. Copper coil temp with no water is 178 deg F (using an infra red gun).

Testimonial:

"Love the heat exchanger by the way. I use a 360 Rotovac so the water volume is fairly large but when used to boost the customer's hot water at the machine it's a brilliant solution.

Thanks ~ Ted - Sonoma, CA"

Photo of mounted heat exchanger below:

Receive half price shipping by picking up at SteamBrite San Antonio, TX

Also available in 230 volts for \$250 extra + a one month lead time but not all items are available in 230 volts.

Which Goliath model is right for you?

Four different cleaning water pressure pressure options.

How much pressure do you want and do you want a heater installed?

1. The heated 1200 psi unit the pump and heater combo. When using the heater, the pumps has to stay outside and you use the customer cold garden hose water.

(Advantage: Most aggressive and fast cleaning for both carpet and tile cleaning. Heats the water to 190 degrees from cold garden hose. This is the only portable tile cleaning machine that heat water in the 450-1200 psi mode.)

2. On the 1200 psi cold/warm Water Otter system: You take everything inside and use the customers hot water supply and clean with the water temperature that is provided by the building. (Advantages: Pump fits on top of the Goliath during transport. Easy to lift in an out of the service vehicle. Quickly turns down to lower pressures for carpet and upholstery cleaning.)

>

3. There is also a 500 psi all-in-one machine that has an optional of a heat exchanger. Tile cleaning option can also be performed but you would have to purchase one of the other 1200 psi pumps. (Advantage: If all you ever going to do is carpet cleaning, upholstery cleaning, water extraction, and air duct cleaning, this option keeps the machine on two power cords and rolls in the building as one unit.)
4. High flow extraction cleaning. This is where you use 65 psi building water pressure to clean but you change the jet on your cleaning wand/tools to a jet that is 3 times larger. More water and less pressure. (Advantage: light weight, nothing to break, smallest investment. Primarily used in apartment cleaning)  
All models of Goliaths can do flood restoration and air duct cleaning.

To see our vacuum motor testing [Click Here](#)

Starter packages available to clean:

Air Ducts, Tile and Grout Cleaning, Water Extraction, Carpet Cleaning (either high flow and high pressure),

Auto Detailing, Mattress, Upholstery, and Drape Cleaning.

Turn your Goliath into the worlds strongest shop vac with:

Clean Storm SMBdryAttach Goliath Dry Vacuum Option

More Options



Optional

Clean Storm Grout Master Cleaning Tool 300psi - 1200 psi 20190919 Wand

For the first time in history, pressure wash tile and grout with a standard 500 psi portable carpet cleaning machine.


No high pressure pump required.

Watch Video On Link!



Steamrite

Supply




Claber 088243085831: Koala 8583 Indoor Faucet to Garden Hose Connector

Steambrite Supply

>



Steam




Shazaam Truckmount Kit : Convert Portable to a Truckmounted Carpet  
Cleaning Machine and Leave outside with Generator, Reel, Power Cord

Steambrite Supply

>






Shazaam: Truck Mount Start Up Accessories

Westpak 10-0556-Kit 14in Carpet Cleaning Wand Starter Package 1.5in Pipe  
4 Jet 2 Bend Low Profile W/ Splash Guard

Warranty information

Optional extended warranty available. Visit [HERE](#)



*Availability: This product was added to our catalog on Saturday 14 May, 2011*

