

>



Model Number: MXE-500MAP

Nautilus Extreme MXE500MAP 12gal 500psi Dual 8.4 Vacs APO Starter Bundle Carpet Cleaning Kit MXE-500MAP 1673-2024

Manufacturer: HydroForce

Nautilus 500 PSI Dual 8.4" Vacuum Auto Pump Out, Starter Bundle with Hoses and Wand Filter package, more!

Shipping wt for machine only on pallet: 185 Lbs.

Dimensions: 36" x 43" x 23"

Class 200; NMFC: 121270

Item 1673-2024

(Machine, Hoses, Wand and Free Commercial Shipping Included & home delivery extra>)

After a long and thorough process of research and development that entailed trips across the United States, focus groups and rigorous in-field testing.

Theoretical Performance at sea level:

MXE-500M

Series: 142CFM

Parallel: 284CFM

Series: 235

Parallel: 147

673

142 cfm X 235" = 33,370 vacuum units

284 cfm X 147" = 41,748 vacuum units

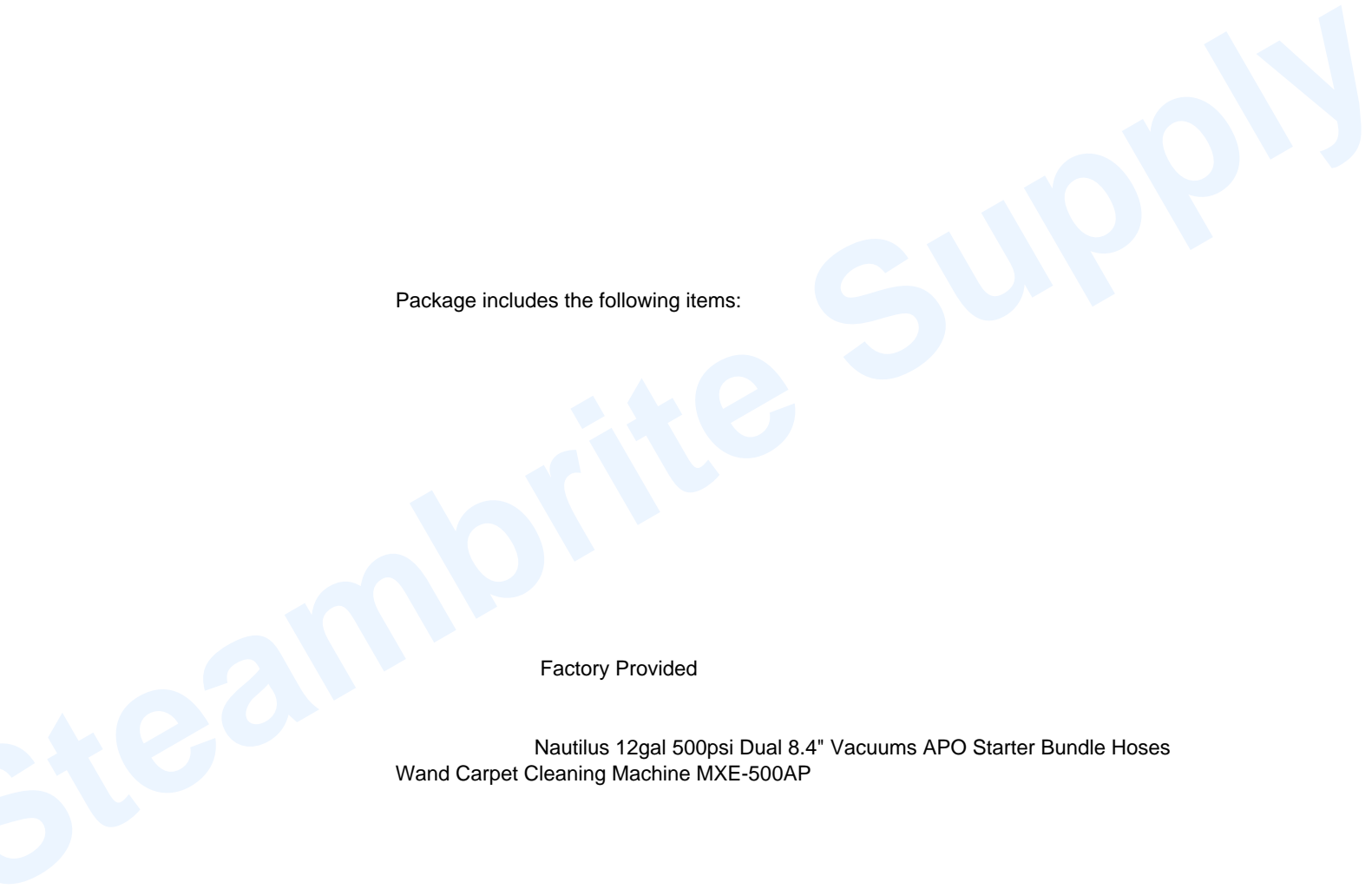


Can be used for pressure washing vacuum recovery with auto pump out and flood restoration too.

Package includes the following items:

Factory Provided

Nautilus 12gal 500psi Dual 8.4" Vacuums APO Starter Bundle Hoses
Wand Carpet Cleaning Machine MXE-500AP



>

FREE Dealer Provided
-Clean Storm Hose Set - 65 ft (50 ft 2 in + 15 ft of 1.5"ID Vacuum
& 1/4 in 3000 psi Solution) with Connections and QD's

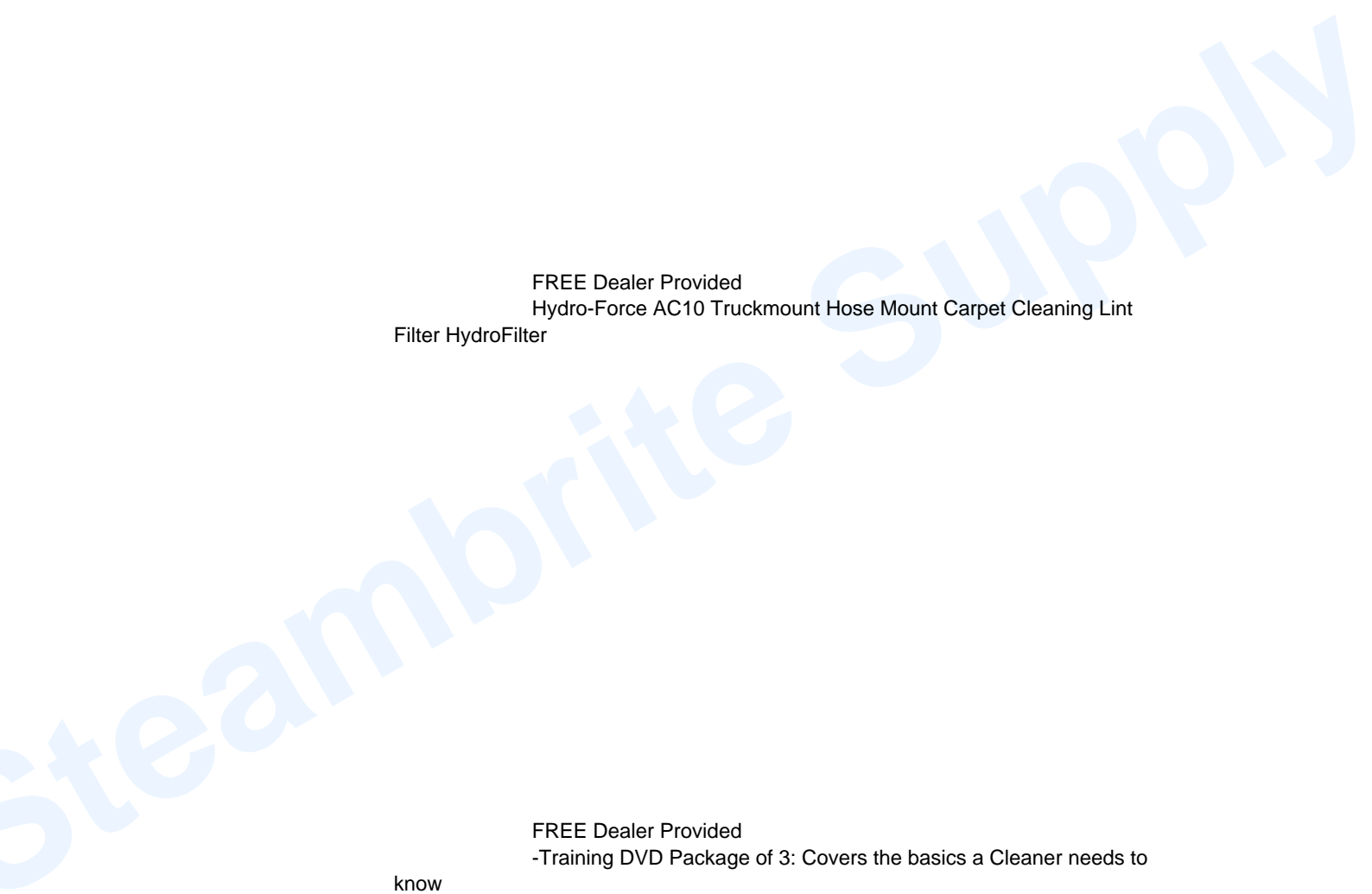
FREE Dealer Provided
Westpak 12in 1200psi Double Bend Double Jet 10-1455 Wand

FREE Dealer Provided
Shazaam: Hose Bag Black Extra Large 30in X 40in



FREE Dealer Provided
Hydro-Force AC10 Truckmount Hose Mount Carpet Cleaning Lint
Filter HydroFilter

FREE Dealer Provided
-Training DVD Package of 3: Covers the basics a Cleaner needs to
know



>

Faster drying times. The Nautilus uses a parallel vacuum motor system which delivers a 25% greater solution recovery rate than series vacuum motor systems. You can change to series vacuum yourself

Maintenance is easier than ever providing an open access to all components delivering the ability to easily maintain, clean and care for your Nautilus after jobs.

All controls and connections are located on the upper center panel for easy access and operation.

Integrated handle and rear castes assist with loading and unloading.

The onboard carrying system provides storage for your wand, double cord wrap stow, 5 gallon bucket, hose and quart of pre-spray.

Utilizing a rotomolded housing the Nautilus is tough enough for all your travels and jobs.

After a long and thorough process of research and development that entailed trips across the United States, focus groups and rigorous in-field testing; HydroFoce proudly introduces the Nautilus series!

Maintenance is easier than ever providing an open access to all components delivering the ability to easily maintain, clean and care for your Ninja Warrior after jobs.

Specifications:

>

- - Two 8.4" 2-stage vacuum motors
 - High capacity Little Giant Auto Pump Out pumps up to 18.3 GPM. Note, the 3/4" pump out hose limits the discharge to ~11 GPM.
 - 500 PSI solution pump
 - 12" rear wheels and 5" casters
 - Roto-molded polyethylene body
 - 12 gal. solution and waste tank
 - Dimensions: 42" H x 34" L x 23" W
 - 162 lbs. (Requires team lifting or using an optional ramp)

Optional Link Manufacturing Ramps: LB10 Series Bifold Ramp 24x90

Standard Items:

- Two 25' extension cords
- AH224 2" Flash Cuff starter
- AH201 2"-1.5" Flash Cuff reducer

See how this machine compare with other Auto Pumpout Extractors [HERE](#)

OPTIONS:

Clean Storm Pressure Feed Auto Fill Conversion Kit (Self Install) 20130329
For carpet cleaning machines

>





Shazaam: Business Starter Package

Steambrite Supply

>





* Shown With Carpet C



Rotovac: 360i Power Wand (with Extractor Purchase, \$200 off Extractor purchase price, and Free shipping!)



Hydro-Force: Grandi Groomer Carpet Rake

Steambrite Supply



Steam





Wall Buddy Corner Guard



Hydro-Force: 4"x4" Plastic Furniture Pads / Tabs Case Of 1,000

Steambite Supply

>



>

Solo: 2 Gal Chemical Resistant Plastic Sprayer 456HD Pump Up with Viton
Seals

20111109djc

Will fit in a SUV

Shipping wt: 185 Lbs for machine only w/pallet
Dimensions: 36" x 43" x 23"
Shipping class: 200
NMFC 121270

What machines have similar vacuum and water pressure performance?

This is a 26 amp vacuum system with an 800 psi pump head coupled with a 500 psi pump motor.

This is the same performance as other 26 amp vacuum systems that have 500 psi pumps installed.

Examples are or compare to current or past OEM associations (about 36,550 vacuum units):

Cross American Jaguar 6.6 (discontinued)

Cross American Jaguar 8.4 (discontinued)

Mytee LTD5

Mytee 1005DX

Nautilus Extreme

Mytee 7000S, and 7000SX Flood Extractors

KleenRite Mega X Flood Extractor

OR Example of 30 amp vacuum system

Goliath Quad 2 stage (1st portable to exceed 42,500 vacuum units and out suck a 15 HP gasoline 33 truckmount.[41,000 vacuum units])

OR Example of 50 amp vacuum system

Goliath Quad 6.6 vacs (73,100 vacuum units)

Availability: This product was added to our catalog on Monday 30 December, 2013