

>

No image

Model Number: 20140110

Pressure Pro 2115-15G1 Mytee 7000LX 1500psi Electric Hot Pressure Washer Vacuum Recovery Auto Dump Portable 20140110

Manufacturer: Clean Storm

Synergistic Cleaning System with Pressure Pro 2115-15G1 2gpm 1500psi Electric Hot Pressure Washer With Portable Cart Plus Mytee 7000s Pressure Washer Vacuum Recovery System for true steam cleaning.

Package Advantages:

Other carpet cleaners just hot water extract.

This package allows you to perform true steam cleaning.

Clean up to 165 ft from the vacuum recovery unit

The perfect package ready to move into tile and grout cleaning too.

Only requires 3 power cords.

Easily toggle back in forth between plugging into wall outlets and the customer electric clothes dryer plug.

Package is ready for flood, water extraction work with a 35 gpm auto dump.

Non stop cleaning with nothing to fill up and auto drain.

Click on each item below to open in a new tab to read more about them or to purchase individually.

Includes each of the items below in this package.



Pressure Pro 2115-15G1 2 gpm 1500psi Electric Hot Pressure Washer With Portable Cart and Tank

>

-Mytee 7000LX Flood Hog With Dual 15 amp Vacuum Motors and
Auto Dump Flood pumper Price Match
Operates 165 ft of hose.

Clean Storm Pressure Washer QD to Rust Bleeder to Filtered
Insulated Carpet Cleaners QD

Perfect for all pressure washers that are converted to carpet cleaning!

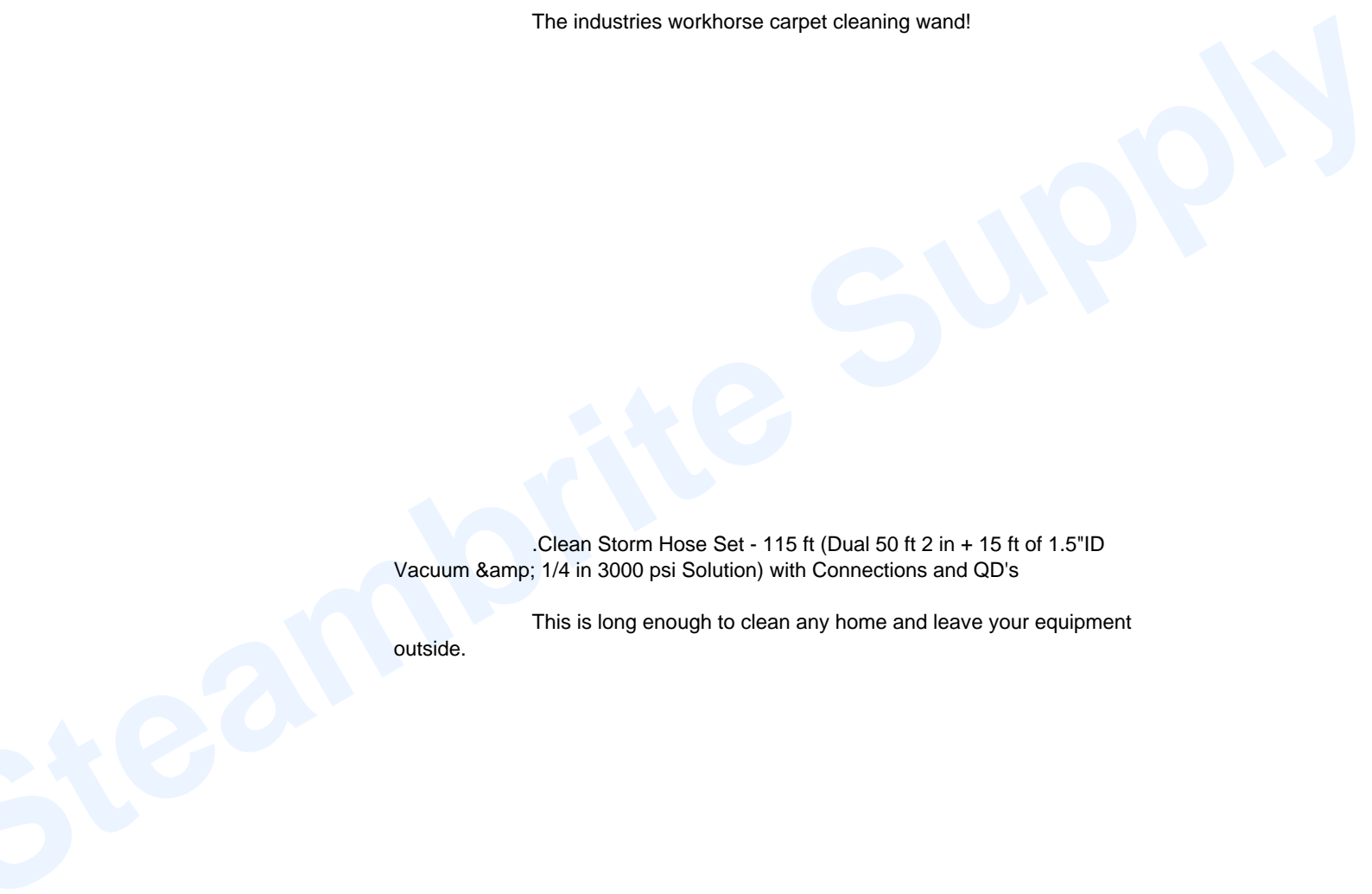


Westpak 12in 1200psi Double Bend Double Jet 10-1455 Wand

The industries workhorse carpet cleaning wand!

.Clean Storm Hose Set - 115 ft (Dual 50 ft 2 in + 15 ft of 1.5"ID Vacuum & 1/4 in 3000 psi Solution) with Connections and QD's

This is long enough to clean any home and leave your equipment outside.





Electrical Converter 230 Volt 3 wire/prong 30 amp TO 115 Volt
3 Gang (6 Outlets) Adapter NEMA 10-30P to NEMA 5-20R Starter Package

Mytee H140 Hose Cuff-Lynx Vacuum Hose Coupler: 2" Female Links
X 2" Female Vac Hose

HydroForce AS08P Injection Sprayer Plus High Pressure with blow
molded jug

Prespray as fast as you can walk

>

Clean Storm Low flow Switch to convert pressure washer for carpet
cleaning

Dealer or factory installed so you can clean furniture or use what ever
hand tool you want and the burner will still light.

General Pump 100538 Dial Thermostat 86 - 250 Degrees F.

Dealer or factory installed so you can turn the temperature up or down
for all fabric types

>

2115-15G1
2.0 GPM @ 1500 PSI
2.0 HP
115V/1PH/ 18 Amps
GP Pump

Rugged powder coated steel frame
Super efficient schedule 80 steel coil w/ one-piece molded insulation combustion chamber
Stainless steel coil wrap
8 gallon poly diesel fuel tank w/ fuel filter
Commercial/Industrial grade motors
Reliable Beckett burners
High limit over temp protection

225 Degree Switch Sensor 1/2" Mip with 3 Wire Leads

Turns machine off if the water gets too hot.

Safety 2400 psi pressure relief valve

Giant: (8.722-193.0) Safety Pressure Relief POP OFF VALVE 3/8" Red SPRING 2400 Psi

145 degree Thermo-pump head sensor (prevents overheating in bypass mode)

Clean Storm Thermal Valves 200 PSI 145 Degrees F. 2 to 5 GPM

>

discharge Rate Sensor

Preset water temperature at 225 degrees in 30 seconds regardless how much you lay on the trigger!

NOTE: 115V units include GFCI with 35' cord, All units are completely factory assembled, tested in the USA, and delivered ready to operate.

Gun/wand assembly with insulated grip and quick connects
50' high pressure hose w/quick connects
Maxi-Flo 20% chemical injector assembly w/quick connects (soap injection low pressure only)

4 color-coded QC spray nozzles
1 color-coded QC chemical nozzle

@ 500 psi unit only draws 13 amps and can be plugged in anywhere. For tile and grout cleaning, 20 amp breaker is needed because the pump will need 18 amps to push 1500 psi.

Advantages: 2 gallons per minute means this unit will operate spinner surface cleaners and tile and grout tools.

Sales tax only collected in Texas and FL.
Larger 8 gallon fuel tank.

Please note this unit will operate on a 15 amp outlet if you turn the pressure down. Estimated amp draw is 9 amps to turn on PLUS 1 amp for each 200 psi you ask it to push.

Example:

1000 psi is 14 amps
500 psi is 11.5 amps

Options:

Upgrade package to 100% more vacuum
-DriStorm Goliath 6.6 Flood Pumper 26gal Quad 6.6 Vacs Pressure Washer
Recovery 120v with Lint Filtration
Quad (4) Ametek Lamb 122234-18 6.6 Vac Motor 120 volts
Note each vacuum motor is on it's own power cord using 12.5 amps of power

Twin series pair configuration
340 cfm
215" lift (15hg)
73,100 vacuum units

>

50 amp total vacuum system
(better vacuum performance than a 20 hp 36 blower gasoline truckmount)
Operates 365 ft of hose.

Upgrade package to 25% more vacuum
-DriStorm Goliath Flood Pumper 26gal Four 2 Stage Vacs and Pressure
Washer Recovery 120v with Lint Filtration
30 amp vacuum system
over 250 cfm @ 170" lift
42,500 vacuum units.
Operates 215 ft of hose
(Better vacuum performance than a 19 hp 33 blower gasoline truckmount.)

Carpet And Upholstery Cleaning Manual Brush Set [20100907] Starter Kit

Rotovac ShearDry Hand Wand Internal Spray Bi-directional Fiberglass Tool
Bi-Directional Cleaning R-VAC-SHEAR

Mosmatic: 12" Tile and Grout Spinner Wand FL-AER 300 With Vacuum Air
Recovery Pick up 4000 psi 78.292

Indoor tile cleaning and outside sidewalk cleaning with the same tool!

>

Mytee may make changes in products it manufactures and markets at any time; these changes are made without obligation to change, retrofit, or upgrade any product previously sold or manufactured. In early 2018 Mytee is in the process of changing the rear wheels and front casters to a different size and specification other changes might also take place.

Availability: This product was added to our catalog on Friday 10 January, 2014