

>



Model Number: 1.575-604.0

Shark Oil Fired Skid Gas Powered Hot Water Pressure

Washer-4.7GPM-3500PSI-20EHP-120V-SSG-503537EG 1.575-604.0

Manufacturer: Shark

Shark Oil Fired Skid Gas Powered Hot Water Pressure

Washer-4.7GPM-3500PSI-20EHP-120V-SSG-503537EG 1.575-604.0

2023 Owners Manual

Print Manual:

Factory Brochure

SSG Series - Our most rugged hot model designed for continuous, on-site cleaning

Shark Series oil-fired skids are the workhorses of the pressure washer industry. Delivering up to 5.6 GPM of hot water at up to 3500 PSI, these rugged gas- and diesel-powered machines are built on an open frame using heavy-gauge 1 1/4" powder coated steel and are ideal for mounting to a truck or on a trailer. The electric-start engine and powerful belt-drive K&#228;ml;rcher KT pump are isolated from the rest of the machine on a shock-mounted sub-frame to reduce vibration. Steam combination comes standard with all models.

Pair it with a Shark trailer for a mobile wash solution to on-site cleaning!

#### PRODUCT OVERVIEW

- Honda, Vanguard, Kohler engines
- 1 1/4" full steel skid frame
- Burner available in 12V DC or 120V AC
- K&#228;ml;rcher belt-drive tri-plunger pumps
- 1/2" Schedule 80 heating coil
- ETL safety certified
- Stainless steel coil wrap
- Power generator on four models
- Member of K&#228;ml;rcher North America, Inc
- Compatible with Shark trailers for a mobile on-site wash system

Specifications

Model



Order No.

GPM

PSI

Engine / CC

HP

Fuel

Pump

Burner

BTUs

Ship Wt

SSG-403037E

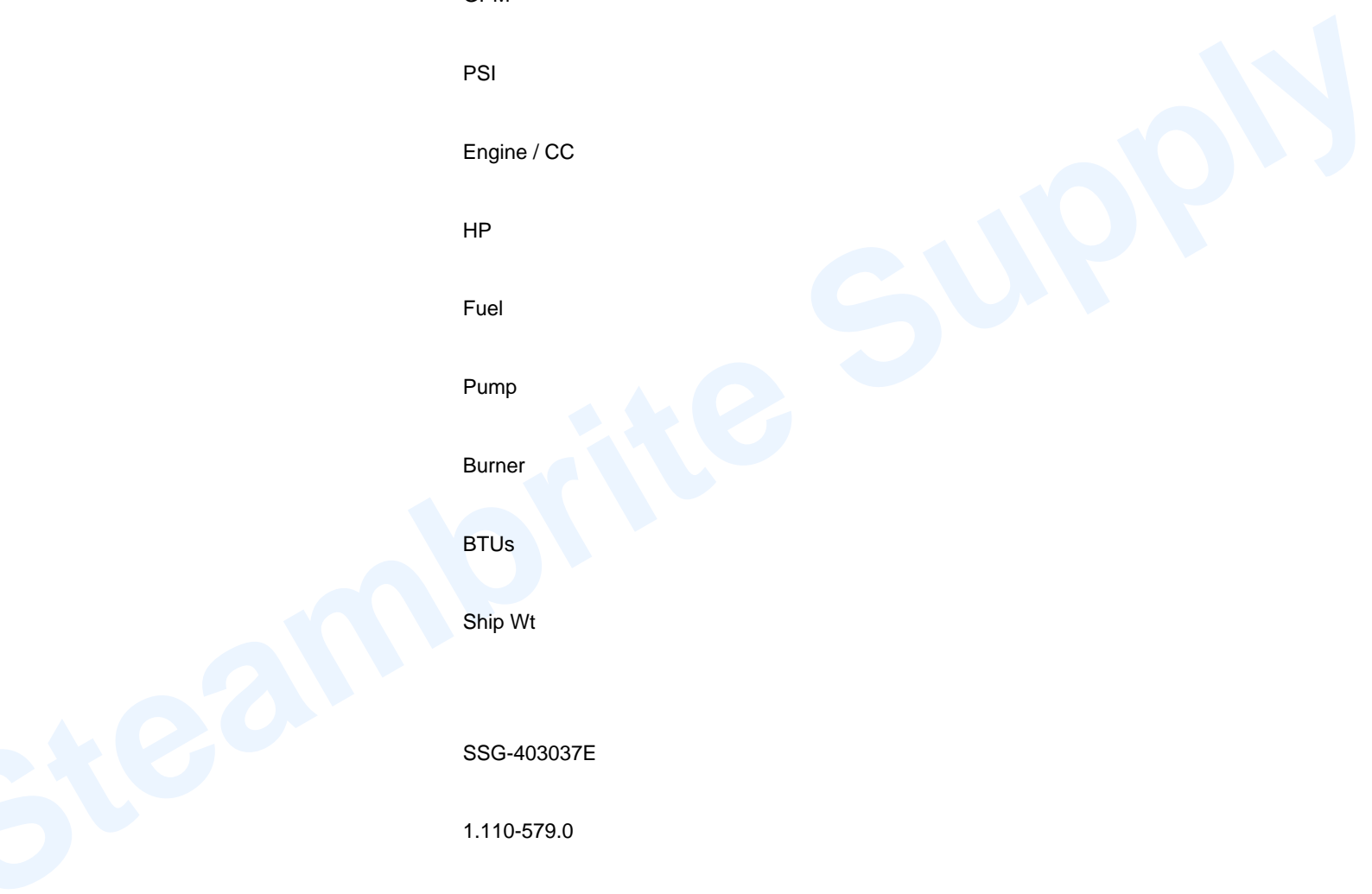
1.110-579.0

3.9

3000

Honda / 389

13E\*



>

Gas

K&auml;rcher KT

12V DC

448,000

805 lbs

SSG-503027E

1.110-580.0

4.8

3000

Vanguard / 479

16E\*

Gas

K&auml;rcher KT

12V DC

448,000

854 lbs



SSG-503027E/G

1.110-581.0

4.8

3000

Vanguard /479

16E\*

Gas

K&auml;rcher KT

120V AC

448,000

945 lbs

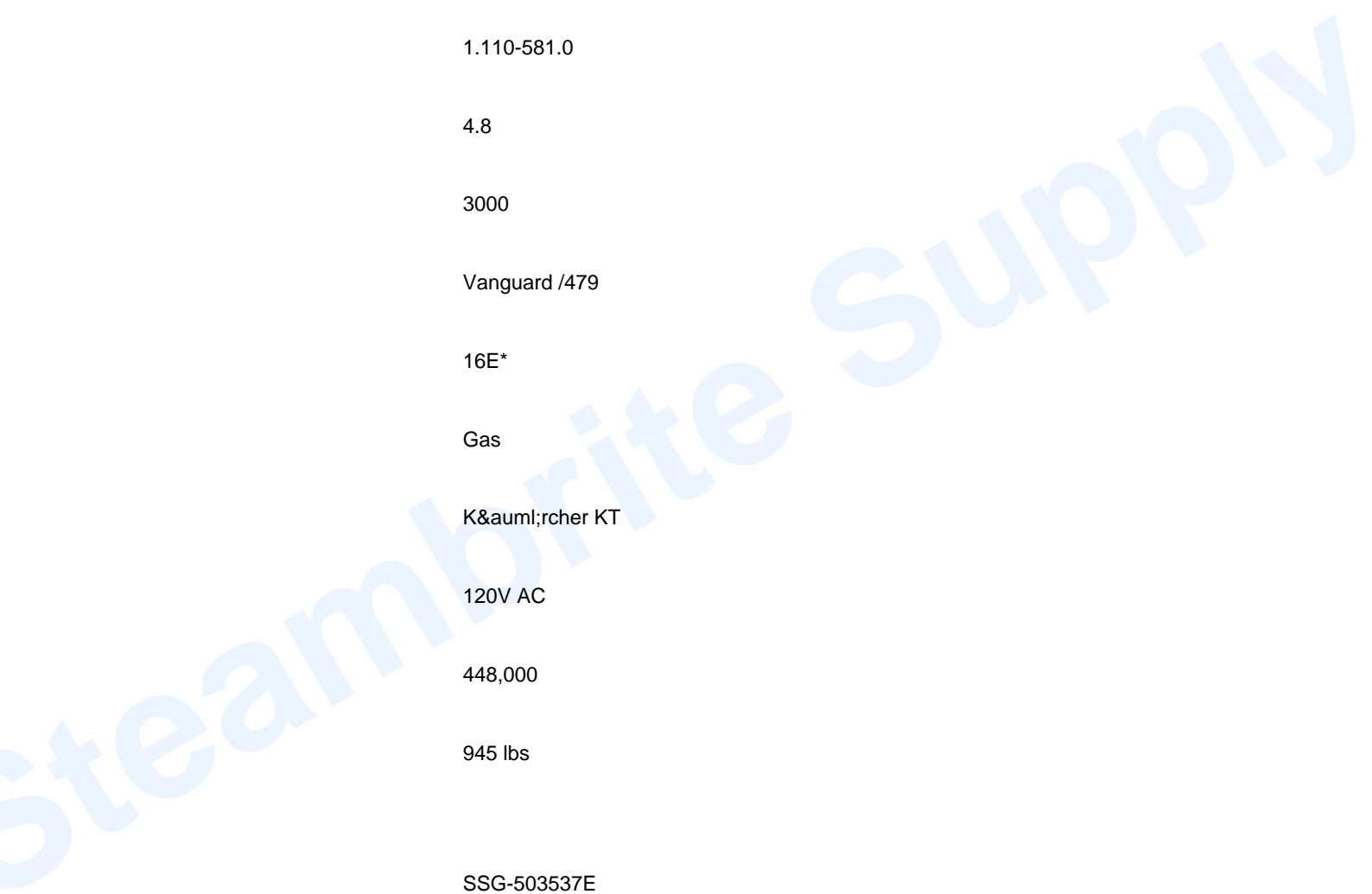
SSG-503537E

1.110-582.0

4.7

3500

Honda / 614





20E\*

Gas

K&auml;rcher KT

12V DC

448,000

855 lbs

SSG-503537E/G

1.110-583.0

4.7

3500

Honda / 614

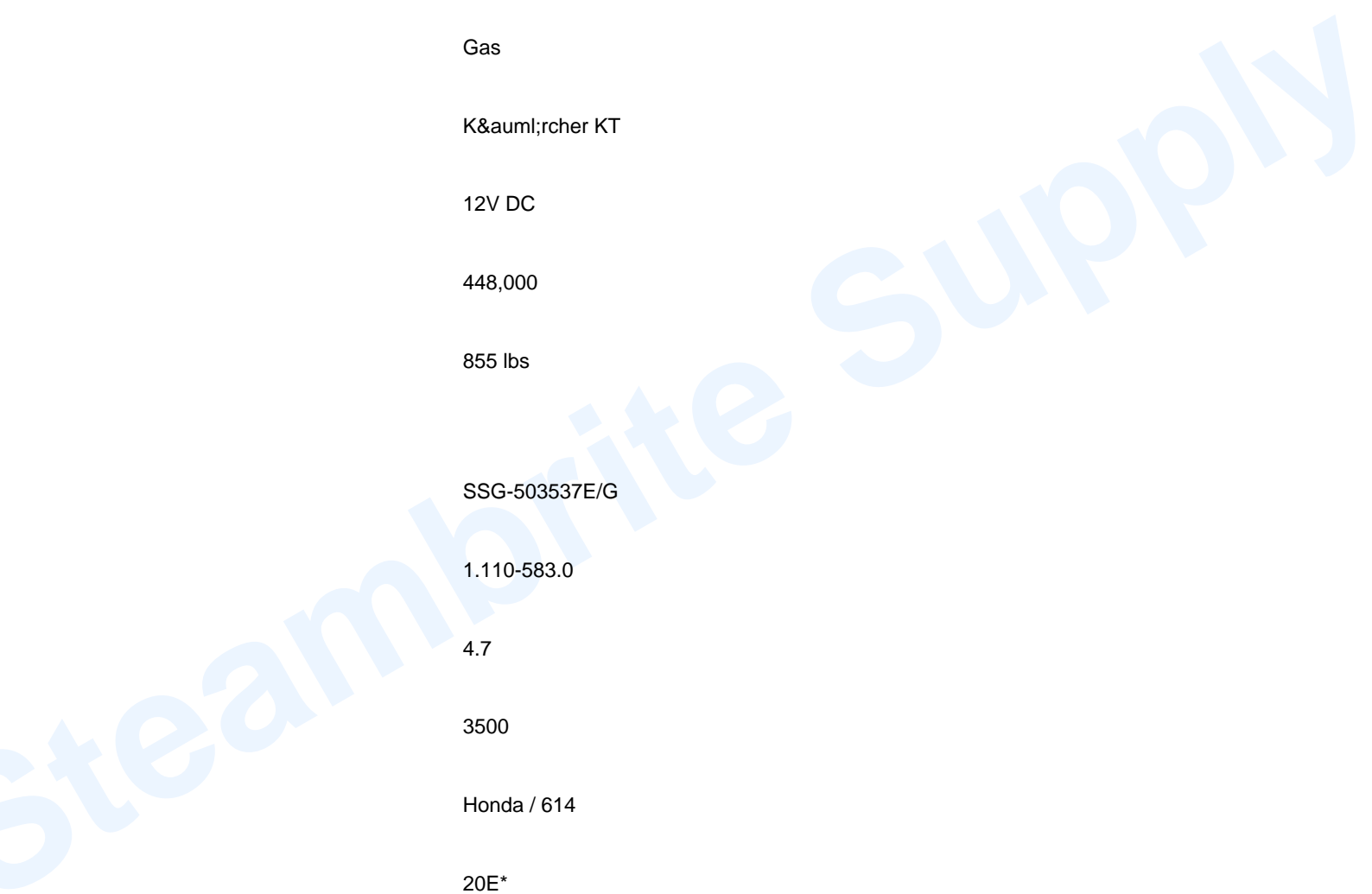
20E\*



Gas

K&auml;rcher KT

120V AC

448,000





905 lbs

SSG-603537E

1.110-584.0

5.6

3500

Honda / 670

24E\*

Gas

K&auml;rcher KT

12V DC

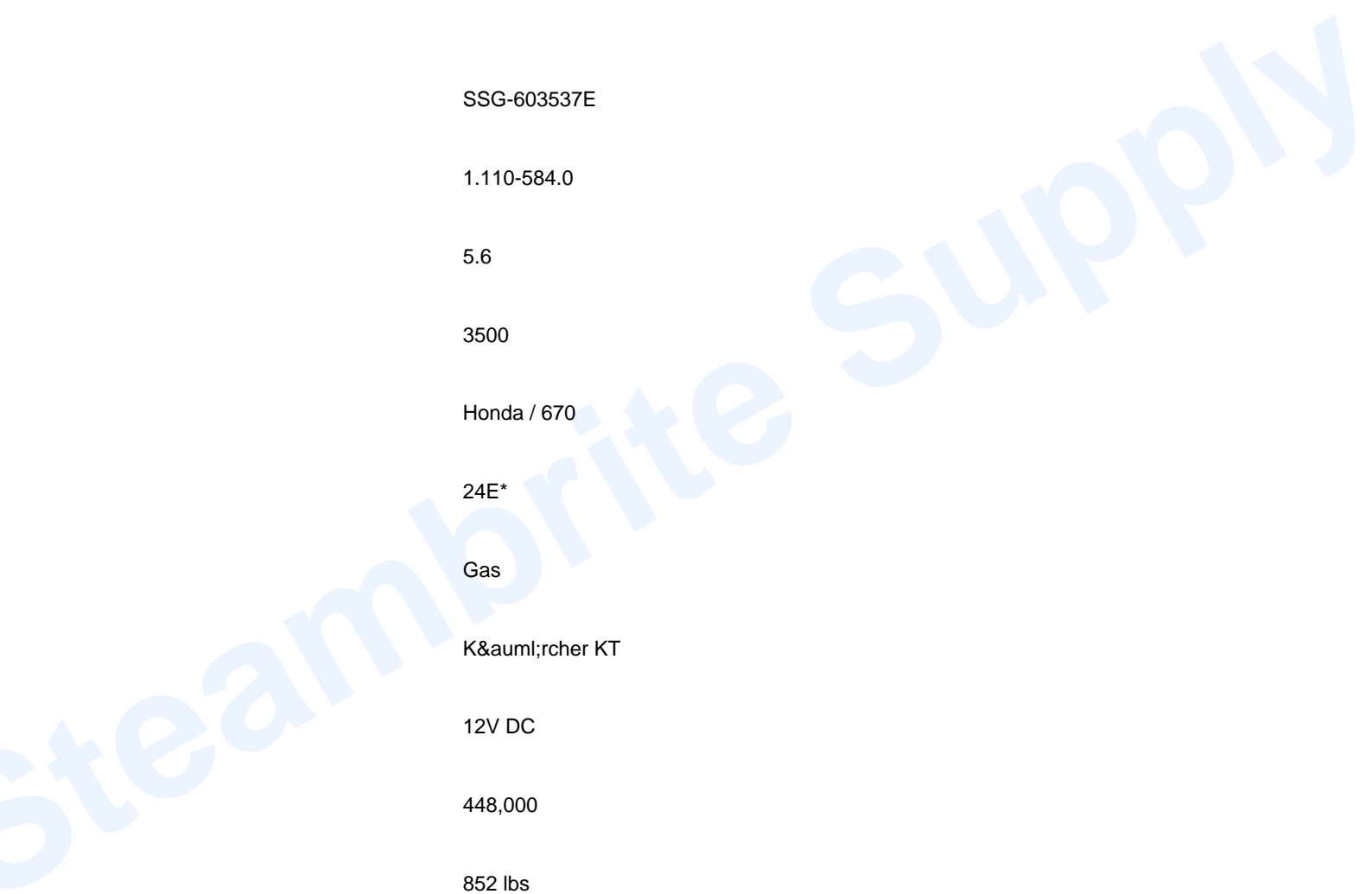
448,000



852 lbs

SSG-603537E/G

1.110-585.0

5.6





3500

Honda / 670

24E\*

Gas

K&auml;rcher KT

120V AC

448,000

970 lbs

SSD-603567E

1.110-586.0

5.6

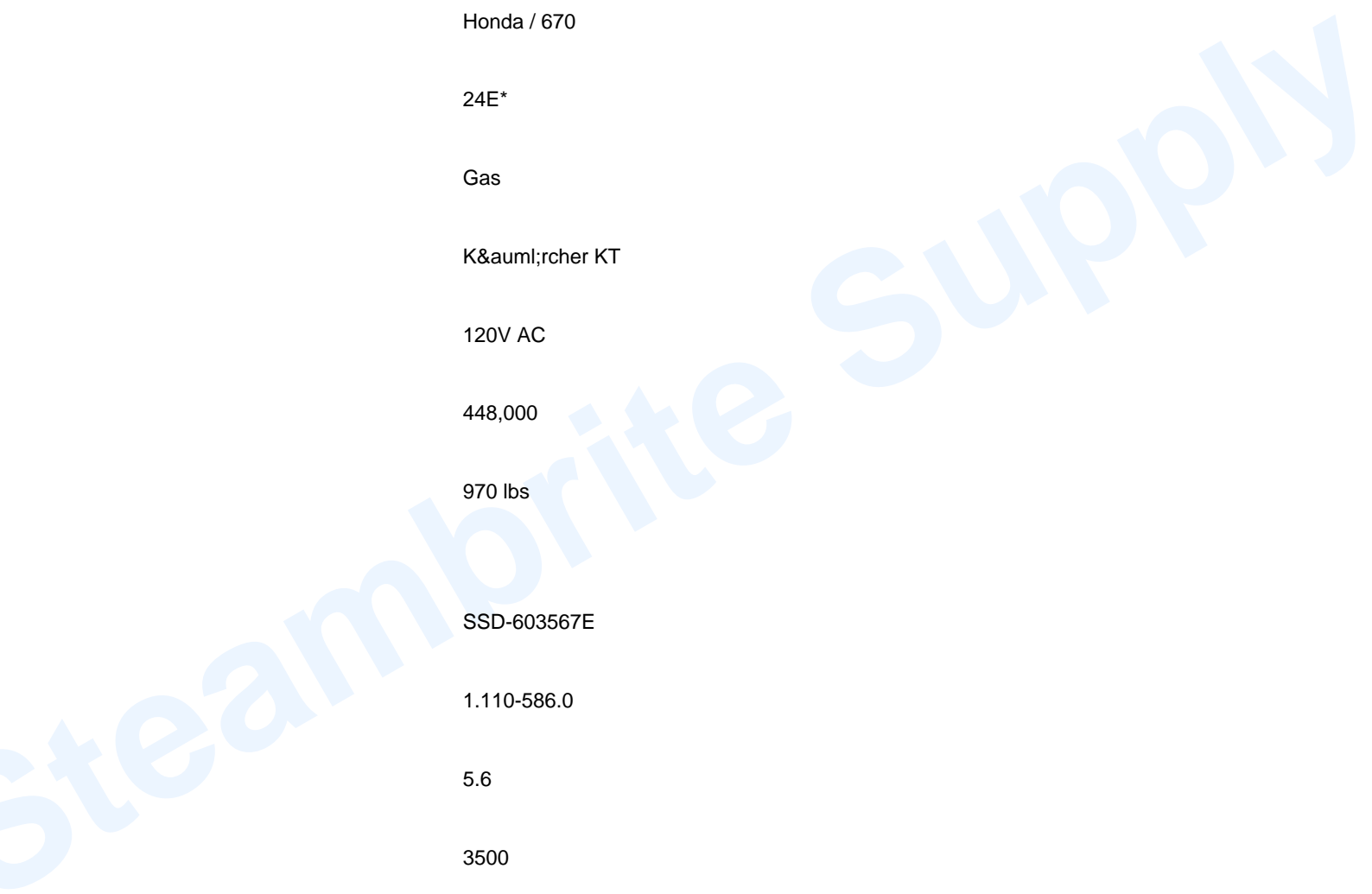
3500


Kohler / 1028

27E\*

Diesel

K&auml;rcher KT





12V DC

448,000

1200 lbs

SSD-603567E/G

1.110-587.0

5.6

3500

Kohler / 1028

27E\*

Diesel

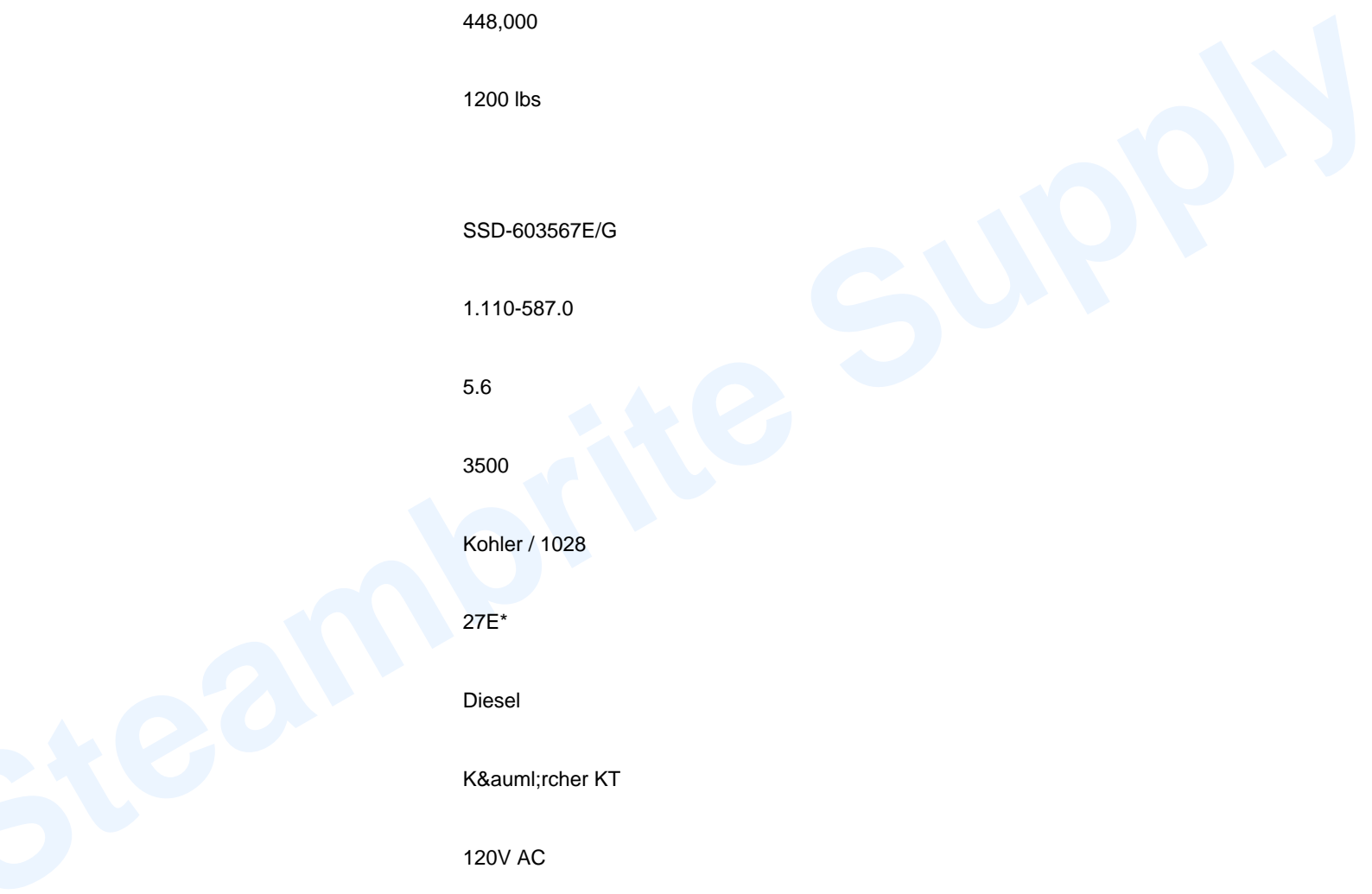
K&uml;rcher KT

120V AC

448,000

1315 lbs


\*E = Electric Start





Steambrite Supply

THIS ITEM IS SHIPPED ON A PALLET VIA LTL. RESIDENTIAL DELIVERIES WILL AUTOMATICALLY HAVE A \$125. UPCHARGE ADDED TO THE SHIPPING COSTS AND COMMERCIAL DELIVERIES TO LOCATIONS WITHOUT A LOADING DOCK OR FORKLIFT ON THE PREMISES WILL HAVE A \$75.00 UPCHARGE. PLEASE ADVISE YOUR SALES REP WHAT TYPE OF DELIVERY WE WILL BE MAKING WHEN PLACING YOUR ORDER SO WE CAN GIVE YOU AN ACCURATE SHIPPING QUOTE. THANKS.



20110209 SDW



*Availability: This product was added to our catalog on Tuesday 01 February, 2011*

Steambrite Supply